



FAMILY OWNED AND OPERATED

## ***Visit Our Outdoor Displays***

**Wide Selection Of Natural Stone**

**Landscape Products & Precast Concrete**

**Masonry Products/Precast & Natural Stone Veneers**

**Soil / Colour Chip / Aggregates**

**Bulk & Bag Salt - Fireplace Materials**

**Pond & Waterfall Kits & Accessories**

**Full Range of Landscaping Products & Tools**

**Landscaping Lighting & Accessories**

# **2021**

## **Price List**

**Tel: 416-222-2424 • 905-886-5787**

**Fax: 905-886-5795**

---

### **HEAD OFFICE & YARD**

**8081 Woodbine Ave. (SE CORNER 407)**

**Markham, Ontario L3R 2P1**

**Entrance off of Miller Ave.**

---

### **OFFICE & YARD**

**125 LANGSTAFF RD. EAST (SE CORNER YONGE/407) L3T 3P7**

---

**MFTG. PLANT: 12350 KEELE STREET, MAPLE, ONTARIO, L6A 1S1**

---

**[www.beavervalleystone.com](http://www.beavervalleystone.com) • [info@beavervalleystone.com](mailto:info@beavervalleystone.com)**

## TERMS, CONDITIONS AND SALES POLICIES

- Prices are effective May 1, 2021 – April 30, 2022. Prices are subject to change without notice
- **There is a 25% handling charge on returnable goods with Bill of Sale. All Power Tools, Hand Tools, Water Features and accessories are final sale.** Returns must be made within 3 (three) months. **A copy of the original invoice must be provided for the return.** Arrangements to be made with the office. A delivery charge will also be applied for returned material picked up by us
- **Modifications & Cancellations to any and all delivery orders will be subject to a 25% handlings delivery administration fee**
- **There is a \$50.00** charge for each cheque that is returned by the bank, for any reason
- **Overdue accounts** are charged at 1.5% interest per month (18% per annum) on the total amount due, which includes outstanding skids charges
- **Our terms are net 30 days, with a 2% discount** on charge accounts that are paid within 15 (fifteen) days of receipt of invoice on materials only. Discount not applicable on taxes, skids/crates, freight or payments made by Visa, Mastercard, American Express, or Debit Card
- One ton equals 2000 lbs. All goods sold by ton/yard are based on 1/2" (1.25cm) mortar joints. We are not responsible for any errors made in calculations for material based on your measurements
- C.O.D. orders will not be delivered unless they are paid at time of order or time of delivery. Any changes on orders must be made by 12noon on the day before expected delivery
- All prices are F.O.B. Thornhill, Maple or Markham. Goods and Services Tax and Provincial Sales Tax extra
- **All items delivered on a skid/crate will be subject to a charge of \$35.00(regular pallet), \$50.00(sq flag crate), \$70.00(L frame), \$150.00(large A frame or 3/8"flag crate), each depending on which type is used.** They will be refunded when they are returned to our yard in an acceptable condition by the Purchaser within one year of date of purchase **with a Bill of Sale.** If we are holding an invoice for a credit for more than a year, the invoice will be void
- **Aggregates - Small order deliveries must be in a Mega Bag on a skid**
- **There is a charge of \$20.00 per Mega Bag (Non Refundable)**
- All deliveries to job site will be left at the curb. Any deliveries made past the curb line are the complete responsibility of the purchaser. Any load that has to be re-delivered will be subject to an additional fee. The driver has final say on where he is able to place material being delivered. Excessive delays incurred on a delivery will be billed to the purchaser at a rate of \$100.00 per hour. Excessive delay is defined as "more than 30 (thirty) minutes".
- Damaged or defective products **must be reported immediately** and will be credited or replaced as circumstances permit. Defective products must be inspected by us before credit is approved. Removal and replacement costs are the sole responsibility of the purchaser. Our liability is limited to delivery of replacement products to the job site only.
- **When P.O. numbers are used, it is the sole responsibility of the person placing the order to give the order desk or the shipper the correct information required**
- No guarantee is given on exact colour or surface texture due to variations in colour pigment, effects of humidity and temperature, sizes and colour of available aggregate, and effects of efflorescence, which are all beyond our control
- Materials should be inspected before installation to ensure they are the colours and types ordered
- **Pick up of returned material or delivery with forklift to backyard or alley are subject to a \$225.00 +/- extra charge depending on time & distance**

*Ask about our Rebate Program*

### DROP CHARGES

|                            |          |                            |          |
|----------------------------|----------|----------------------------|----------|
| \$ 1000.00 and under ..... | \$250.00 | \$ 2001.00 – 2100.00 ..... | \$195.00 |
| 1001.00 – 1100.00 .....    | \$245.00 | 2101.00 – 2200.00 .....    | \$190.00 |
| 1101.00 – 1200.00 .....    | \$240.00 | 2201.00 – 2300.00 .....    | \$185.00 |
| 1201.00 – 1300.00 .....    | \$235.00 | 2301.00 – 2400.00 .....    | \$180.00 |
| 1301.00 – 1400.00 .....    | \$230.00 | 2401.00 – 2500.00 .....    | \$175.00 |
| 1401.00 – 1500.00 .....    | \$225.00 | 2501.00 – 2600.00 .....    | \$170.00 |
| 1501.00 – 1600.00 .....    | \$220.00 | 2601.00 – 2700.00 .....    | \$165.00 |
| 1601.00 – 1700.00 .....    | \$215.00 | 2701.00 – 2800.00 .....    | \$160.00 |
| 1701.00 – 1800.00 .....    | \$210.00 | 2801.00 – 2900.00 .....    | \$155.00 |
| 1801.00 – 1900.00 .....    | \$205.00 | 2901.00 – 3000.00 .....    | \$150.00 |
| 1901.00 – 2000.00 .....    | \$200.00 |                            |          |

\$3001.00 and over - no drop charge

**For deliveries approximately South of Eglinton Ave.,  
North of Hwy 9/Davis Dr., West of Hwy 50,  
East of York/Durham - Markham/Pickering Line,  
there will be an extra charge of \$50.00, depending on distance.**

### COVERAGE PER TON (ton = 2000 lbs)

|                   |           |                    |          |
|-------------------|-----------|--------------------|----------|
| 1/2" - 5/8" ..... | 200 sq.ft | 1.1/4 - 1.1/2" ... | 90 sq.ft |
| 3/4 - 1" .....    | 150 sq.ft | 1.1/2 - 2" ...     | 80 sq.ft |
| 1 - 1.1/4" .....  | 120 sq.ft | 2 - 2.1/2" ...     | 65 sq.ft |

### APPROXIMATE WEIGHTS OF STONES PER SQ. FT.

|                  |           |                    |           |                |            |
|------------------|-----------|--------------------|-----------|----------------|------------|
| 1/2" thick ..... | 6.75 lbs  | 1.3/4" thick ..... | 23.75 lbs | 4" thick ..... | 54.00 lbs  |
| 3/4" thick ..... | 10.25 lbs | 2" thick .....     | 27.00 lbs | 5" thick ..... | 67.50 lbs  |
| 1" thick .....   | 13.50 lbs | 2.1/4" thick ..... | 30.00 lbs | 6" thick ..... | 81.00 lbs  |
| 1.1/4" thick ... | 17.00 lbs | 2.1/2" thick ..... | 33.75 lbs | 7" thick ..... | 94.50 lbs  |
| 1.1/2" thick ... | 20.25 lbs | 3" thick .....     | 40.50 lbs | 8" thick ..... | 108.00 lbs |

# INDEX

## ITEM

## PAGE #

### PRECAST CONCRETE

|   |   |
|---|---|
| Sidewalk & Patio Slabs, BVS Brick Pattern Sidewalk & Patio Slabs, Downspout Splash Pads, Flower Bed Edgings/Garden Borders, Sidewalks/Garden Steps, Step Risers, Precast Steps, . . . . . | 1 |
| Platforms or Veranda Tops, Residential Curbs, Parking Lot Bumper Curbs,   |   |
| Chimney Caps, Keystone & Pier Caps, Concrete Window Sills. . . . .  | 2 |

### LANDSCAPE ACCESSORIES, GROUND COVER MATERIALS, FIREPLACE MATERIAL & MASONRY PRODUCTS

|   |         |
|---|---------|
| Aggregates, Pebbles, China Pebbles Polished, Coastal Gold Alabama, Red Crushed Bricks, Pink Quartz, Belmont Rose, Black Granite, Green Marble, White Marble Chips, Lava Rock, Featherrock Boulders, Mexican Beach Pebbles, Red Lava Boulders, Riffle Creek Flat Pebbles |         |
| Riffle Creek Flat Pebbles. . . . .  | 3       |
| Triple Mix & Top Soil, Grass Seed, Sod, Rymar Synthetic Grass, Rymar Accessories . . . . .  | 4       |
| Polymeric Sand, Cement . . . . .  | 5       |
| Interstar Mortar Color, Concrete Bricks & Blocks, Concrete Forming Tubes . . . . .  | 6       |
| Paving Stone Restraint, Wall and Ground Accessories . . . . .   | 7       |
| Sealers and Cleaners. . . . .   | 8 - 9   |
| In-Lite Outdoor Lighting . . . . .  | 9 - 11  |
| <b>FIREPLACE MATERIAL</b> . . . . .   | 11 - 12 |

### DRAINAGE ACCESSORIES . . . . . 13 - 16

### NATURAL STONE

|  |         |
|--|---------|
| Steps / Curbing / Hearths / Mantels / Coping / Landscape Treads / Window Sills . . . . . | 17 - 27 |
| Coursing. . . . .  | 28 - 29 |
| Ledgerrock / Natural Bed / Split Face . . . . .  | 30 - 31 |
| 5 Point . . . . .  | 31 - 32 |
| Drywall - Natural Bed Splitface . . . . .  | 32 - 34 |
| Random Flagstone . . . . .   | 34 - 36 |
| Rectangular Flagstone . . . . .  | 36 - 41 |
| Thin Flagstone – Tiles . . . . .   | 41      |
| Cobblestone Pavers . . . . .   | 42      |
| Waterfall, Fountain Stone, Cubical Rocks, Lawn Boulders, Wall Stone, etc. . . . .        | 42      |

### INTERLOCKING PAVING STONES & PATIO SLABS

|                                       |         |
|---------------------------------------|---------|
| <b>BWS, Oaks</b> . . . . .            | 43 - 44 |
| <b>Permacon, Techo-Bloc</b> . . . . . | 44 - 45 |
| <b>Techo-Bloc, Triple H</b> . . . . . | 46      |
| <b>Triple H, Unilock</b> . . . . .    | 46 - 47 |

### RETAINING WALL SYSTEMS AND CURBING

|  |         |
|--|---------|
| <b>BWS Walls &amp; Steps &amp; Curbs, Oaks Landscaping &amp; Walls &amp; Steps</b> . . . . . | 48 - 49 |
| <b>Permacon Retaining Walls &amp; Curbs &amp; Steps</b> . . . . .                            | 49 - 50 |
| <b>Techo-Bloc Walls &amp; Caps</b> . . . . .   | 50 - 53 |
| <b>Triple H</b> . . . . .  | 53 - 54 |
| <b>Unilock Retaining Walls &amp; Steps.</b> . . . . .  | 54 - 55 |

### VENEERS & MASONRY PRODUCTS

|   |         |
|---|---------|
| Brampton Brick Masonry . . . . .          | 56 - 59 |
| Canadian Cultured Stone. . . . .          | 59 - 61 |
| Dutch Quality Stone Veneer. . . . .       | 61 - 62 |
| GOTT N T S S Veneer . . . . .             | 63      |
| Indiana Stone Vanderbilt Classic. . . . . | 64      |
| IXL Eldorado Stone . . . . .              | 64 - 66 |
| Masonal Stone. . . . .                    | 66 - 67 |
| Stonerex . . . . .                        | 68 - 69 |
| Sunnywei Elegant Stone . . . . .          | 69 - 70 |

# BEAVER VALLEY STONE PRECAST CONCRETE

## SIDEWALK & PATIO SLABS - Steel Reinforced \*

| 1.3/4" (4cm) thick - Raised Diamond Pattern |             |        |     |         | Natural |  |
|---|-------------|--------|-----|---------|---------|--|
| Size - Inches                               | Metric      | lbs ea | Per | Price   | Del     |  |
| 24" x 30" *                                 | 60 x 75cm   | 92     | ea  | \$8.26  | \$0.91  |  |
| 12" x 30" *                                 | 30 x 75cm   | 46     |     | \$6.41  | \$0.70  |  |
| 24" x 24" *                                 | 60 x 60cm   | 78     |     | \$7.23  | \$0.82  |  |
| 12" x 24" *                                 | 30 x 60cm   | 39     |     | \$5.53  | \$0.59  |  |
| 12" x 12"                                   | 30 x 30cm   | 20     |     | \$4.35  | \$0.32  |  |
| 18" x 18"                                   | 45 x 45cm   | 39     |     | \$6.81  | \$0.55  |  |
| 9" x 18"                                    | 22.5 x 45cm | 20     |     | \$4.91  | \$0.35  |  |
| 24" Round *                                 | 60cm round  | 60     |     | \$8.53  | \$0.70  |  |
| 18" Round                                   | 45cm round  | 34     |     | \$5.93  | \$0.49  |  |
| 12" Round                                   | 30cm round  | 15     |     | \$4.35  | \$0.32  |  |
| 30" Pie *                                   | 75cm pie    | 70     |     | \$10.20 | \$0.83  |  |
| 24" Pie *                                   | 60cm pie    | 50     |     | \$8.88  | \$0.70  |  |
| 24" x 36" *                                 | 60 x 90cm   | 120    |     | \$15.59 | \$1.29  |  |

## BVS BRICK PATTERN SIDEWALK & PATIO SLABS

| 1.3/4" (40mm) thick - Steel Reinforced |           |        |     |         | Natural | Del |
|--|-----------|--------|-----|---------|---------|-----|
| Size - Inches                          | Metric    | lbs ea | Per | Price   | Del     |     |
| 24" x 30"                              | 60 x 75cm | 92     | ea  | \$8.26  | \$0.88  |     |
| 12" x 30" *                            | 30 x 75cm | 46     |     | \$6.41  | \$0.68  |     |
| 24" x 24"                              | 60 x 60cm | 78     |     | \$7.23  | \$0.79  |     |
| 12" x 24" *                            | 30 x 60cm | 39     |     | \$5.53  | \$0.57  |     |
| 30" Pie *                              | 75cm pie  | 70     |     | \$10.20 | \$0.80  |     |
| 24" Pie *                              | 60cm pie  | 50     |     | \$8.88  | \$0.68  |     |

## DOWNPOUT SPLASH PADS - Steel Reinforced - Natural

|                |                 |        |    |         |        |
|----------------|-----------------|--------|----|---------|--------|
| 11" x 30" x 3" | 27 x 75 x 7.5cm | 45 lbs | ea | \$10.89 | \$0.69 |
| 11" x 22" x 3" | 27 x 56 x 7.5cm | 46 lbs | ea | \$10.89 | \$0.65 |

## FLOWER BED EDGINGS/GARDEN BORDERS

| Vertical Logs          |               |        |      | Natural |        |
|------------------------|---------------|--------|------|---------|--------|
| 11" x 24" x 1.3/4"     | 28 x 60 x 4cm | 31 lbs | ea   | \$4.47  | \$0.41 |
| Scalloped Edge         |               |        |      |         |        |
| 10" x 24" x 1.3/4"     | 25 x 60 x 4cm | 26 lbs | ea   | \$4.24  | \$0.34 |
| Stepping Stones - Feet |               |        |      |         |        |
|                        |               | 10 lbs | pair | \$8.04  | \$0.24 |

## SIDEWALKS/GARDEN STEPS - Steel Reinforced - Natural

| Raised Diamond & Brick Pattern |                 |         |    |         |        |
|--------------------------------|-----------------|---------|----|---------|--------|
| 30" x 24" x 7" high            | 75 x 60 x 17 cm | 127 lbs | ea | \$16.87 | \$1.24 |
| 30" x 24" x 7" high            | 75 x 60 x 17 cm | 120 lbs |    | \$16.87 | \$1.18 |
| 24" x 24" x 7" high            | 60 x 60 x 17 cm | 105 lbs |    | \$15.86 | \$1.01 |
| 36" x 24" x 7" high            | 90 x 60 x 17 cm | 149 lbs |    | \$33.12 | \$1.40 |

## STEP RISERS - For Standard Press Garden Steps

|                   |                   |        |    |         |        |
|-------------------|-------------------|--------|----|---------|--------|
| 30" x 6" x 3.5/8" | 760 x 150 x 100mm | 72 lbs | ea | \$11.56 | \$0.62 |
| 24" x 6" x 3.5/8" | 610 x 150 x 100mm | 60 lbs |    | \$10.97 | \$0.52 |

## PRECAST STEPS - Steel Reinforced - Natural

| Item           | Size          | Metric cm | lbs ea | Price   | Del    |
|----------------|---------------|-----------|--------|---------|--------|
| No. 1 Step 3   | 3' x 12" x 7" | 92x30x18  | 120    | \$36.47 | \$1.35 |
| No. 2 Step 3   | 3' x 24" x 7" | 92x60x18  | 169    | \$49.74 | \$1.92 |
| No. 1 Step 4   | 4' x 12" x 7" | 122x30x18 | 160    | \$53.23 | \$1.79 |
| No. 2 Step 4   | 4' x 24" x 7" | 122x60x18 | 206    | \$69.38 | \$2.24 |
| No. 1 Step 5   | 5' x 12" x 7" | 152x30x18 | 187    | \$63.76 | \$2.07 |
| No. 2 Step 5   | 5' x 24" x 7" | 152x60x18 | 293    | \$86.19 | \$3.19 |
| No. 1 Step 6   | 6' x 12" x 7" | 182x30x18 | 225    | \$74.18 | \$2.46 |
| No. 2 Step 6   | 6' x 24" x 7" | 182x60x18 | 320    | \$97.12 | \$3.52 |
| Fillers (p/pr) | 12"           | 30        | 40     | \$17.45 | \$0.52 |
| Fillers (p/pr) | 24"           | 60        | 80     | \$29.70 | \$0.96 |

| <b>PLATFORMS OR VERANDA TOPS - Steel Reinforced - Natural</b> |            |         |    |          |        |
|---|------------|---------|----|----------|--------|
| 36" x 36"   | 90 x 90cm  | 280 lbs | ea | \$117.19 | \$3.08 |
| 48" x 36"   | 122 x 90cm | 350 lbs |    | \$145.41 | \$3.81 |

| <b>RESIDENTIAL CURBS - Steel Reinforced - Natural</b> |                |         |    |         |        |
|---|----------------|---------|----|---------|--------|
| 72" x 6" x 6"   | 182 x15 x 15cm | 175 lbs | ea | \$46.18 | \$1.85 |

| <b>PARKING LOT BUMPER CURBS - Steel Reinforced - Natural</b> |                 |         |            |         |        |
|--|-----------------|---------|------------|---------|--------|
| 96" x 12" x 8"   | 245 x 30 x 20cm | 520 lbs | ea - piled | \$91.46 | \$5.58 |
| 96" x 10" x 6"   | 245 x 25 x 14cm | 360 lbs |            | \$81.42 | \$3.91 |
| Sticks for piled curbs                                       |                 |         |            | \$5.11  |        |
| Pins 1/2" x 14"  | 1.25 x 35cm     |         |            | \$4.21  |        |
| 5/8" x 14"   | 1.88 x 35cm     |         | \$5.66     |         |        |

| <b>CHIMNEY CAPS - Natural</b> |               |        |    |         |        |
|-------------------------------|---------------|--------|----|---------|--------|
| 9" x 9"                       | 22.5 x 22.5cm | 50 lbs | ea | \$18.55 | \$0.57 |
| 9" x 13"                      | 22.5 x 32.5cm | 85 lbs |    | \$20.56 | \$0.93 |
| 9" x 13" U cap                |               | 40 lbs |    | \$17.28 | \$0.52 |
| 20" Stringers                 | 50cm          | 10 lbs |    | \$7.79  | \$0.16 |

| <b>KEystone &amp; PIER CAPS - Precast - Natural Colour – Splitface &amp; Smoothface</b> |  |  |    |          |        |
|---|--|--|----|----------|--------|
| Splitface/Smoothface – 11" x 7.5" x 5.5" x 3"   |  |  | ea | \$17.28  | \$0.29 |
| Pier Caps Smooth Flat 16" x 16" x 2"  |  |  |    | \$48.44  | \$0.47 |
| Pier Caps Smooth Flat 18" x 18" x 2"  |  |  |    | \$54.76  | \$0.52 |
| Pier Caps Acid Finish 24" x 24" x 2 1/2" - peaked, bevelled, & flat                     |  |  |    | \$168.94 | \$0.82 |

| <b>CONCRETE WINDOW SILLS - Reversible - White Split Face &amp; Smooth h</b> |                     |                  |        |        |        |
|---|---------------------|------------------|--------|--------|--------|
| 6" x 36" x 3"   | 150 x 900 x 60/75mm | White Split Face | lin ft | \$3.52 | \$0.15 |
| 6" x 36" x 3.5/8"   | 150 x 900 x 90mm    |                  |        | \$5.52 | \$0.17 |
| 6" x 36" x 3"   | 150 x 900 x 60/75mm | Grey Split Face  |        | \$2.78 | \$0.15 |
| 6" x 36" x 3.5/8"   | 150 x 900 x 90mm    |                  |        | \$3.74 | \$0.17 |
| 6" x 36" x 3"   | 150 x 900 x 60/75mm | Charcoal         | \$3.77 | \$0.15 |        |

## LANDSCAPE ACCESORIES

### AGGREGATES - Coverage approx. per ton 100 sq ft by 2"

| Item                    | Per | HPB     | 3/8" Stone | 3/4" Stone | Granular A | 3/4" & 2" Crusher Run | Concrete Sand | Brick Sand | Limestone Screening | Gabion Stone |
|-------------------------|-----|---------|------------|------------|------------|-----------------------|---------------|------------|---------------------|--------------|
| 60lbs (22.21kg) approx. | bag | \$4.89  | \$4.89     | \$4.89     | \$4.89     | \$4.89                | \$4.89        | \$4.89     | \$4.89              |              |
| Picked up               | ton | \$41.39 | \$40.91    | \$33.83    | \$30.80    | \$25.68               | \$33.52       | \$25.93    | \$23.09             | \$36.60      |
| Delivered (see below)   |     | \$52.89 | \$52.41    | \$45.33    | \$42.30    | \$37.18               | \$45.02       | \$37.43    | \$34.59             | \$48.10      |

Drop Charge For Above: 6-10 tons-\$250; 11-15 tons-\$230; 16-22 tons-\$200. Small Orders and City Deliveries must be in a Mega Bag ON A SKID . Mega Bags - \$20.00/Each NON-REFUNDABLE

## DECORATIVE STONE MATERIALS

### PEBBLES

| Mixed sizes    | about 60lbs                     | 27.21kg          | bag      | \$8.05   |
|----------------|---------------------------------|------------------|----------|----------|
| Bulk Picked Up | .75" - 1.5", 1.5" - 3", 3" - 6" | plus drop charge | bag      | \$103.50 |
| Bulk Delivery  | .75" - 1.5", 1.5" - 3", 3" - 6" |                  |          | \$115.00 |
| Basket Only    | 18" - 24"                       |                  | \$262.66 |          |
| Basket Only    | 7" - 12"                        |                  | \$227.24 |          |

### CHINA PEBBLES POLISHED

|                   |                      |               |     |            |
|-------------------|----------------------|---------------|-----|------------|
| Black, Snow White | 2-3cm , 3-5cm, 6-8cm | 50Lbs/22.68kg | bag | \$51.75    |
| Bulk              | plus drop charge     |               | ton | \$1,240.28 |
| Red               | 2-3cm , 3-5cm, 6-8cm | 50Lbs/22.68kg | bag | \$57.50    |
| Bulk              | plus drop charge     |               | ton | \$1,326.53 |
| Beige             | 2-3cm , 3-5cm, 6-8cm | 50Lbs/22.68kg | bag | \$54.63    |
| Bulk              | plus drop charge     |               | ton | \$1,257.53 |

### COASTAL GOLD ALABAMA 5/8"

|      |                  |         |     |          |
|------|------------------|---------|-----|----------|
| Bag  | about 60lbs      | 27.21kg | ea  | \$13.80  |
| Bulk | plus drop charge |         | ton | \$218.50 |

### RED CRUSHED BRICKS, PINK QUARTZ, BELMONT ROSE .75", BLACK GRANITE, GREEN MARBLE, WHITE MARBLE CHIPS 1"

|                                 |                  |         |          |        |
|---------------------------------|------------------|---------|----------|--------|
| Bag                             | about 60lbs      | 27.21kg | ea       | \$8.05 |
| Bulk - Pick up                  | Plus drop Charge | ton     | \$132.25 |        |
| White Marble - Bulk Pick up     |                  |         | \$138.00 |        |
| Bulk - Delivered                |                  |         | \$138.00 |        |
| White Marble - Bulk - Delivered |                  |         | \$149.50 |        |

Drop Charge For Above: 6-10 tons-\$250; 11-15 tons-\$230; 16-22 tons-\$200. Small Orders and City Deliveries must be in a Mega Bag ON A SKID . Mega Bags - \$20.00/Each NON-REFUNDABLE

### LAVA ROCK

|      |                  | Black        | Red      |
|------|------------------|--------------|----------|
| Bag  |                  | ea \$24.15   | \$21.85  |
| Bulk | plus drop charge | ton \$546.19 | \$482.71 |

### FEATHERROCK BOULDERS

|      |                  |     |            |
|------|------------------|-----|------------|
| Bulk | plus drop charge | ton | \$2,816.35 |
|------|------------------|-----|------------|

### MEXICAN BEACH PEBBLES - BLACK 2' to 3"

|      |                  |         |     |            |
|------|------------------|---------|-----|------------|
| Bag  | about 60lbs      | 27.21kg | ea  | \$51.75    |
| Bulk | plus drop charge |         | ton | \$1,235.68 |

### RED LAVA BOULDERS

|      |                  |     |            |
|------|------------------|-----|------------|
| Bulk | plus drop charge | ton | \$1,293.75 |
|------|------------------|-----|------------|

### RIFFLE CREEK FLAT PEBBLES

|          |                  |     |            |
|----------|------------------|-----|------------|
| 4" - 7"  | plus drop charge | ton | \$803.74   |
| Large    | plus drop charge | ton | \$791.83   |
| Skippers | plus drop charge | ton | \$1,225.73 |

Drop Charge For Above: 6-10 tons-\$250; 11-15 tons-\$230; 16-22 tons-\$200. Small Orders and City Deliveries must be in a Mega Bag ON A SKID . Mega Bags - \$20.00/Each NON-REFUNDABLE

| <b>TRIPLE MIX &amp; TOP SOIL</b><br>Coverage approx. 160 sq ft/yard at 2" depth | <b>Bag</b> | <b>Delivered –<br/>Up To 10 Yards</b> | <b>Pick Up or<br/>30yds Dir.Del</b> |
|---|------------|---------------------------------------|-------------------------------------|
| Premium Triple Mix-45% Peat Loam,45% Top Soil,10% Compost                       | \$4.60     | \$51.75                               | \$40.25                             |
| Screened Top Soil – 100% Top Soil   |            | \$48.30                               | \$36.80                             |
| Gro-Bark Gro-Max Premium Top Soil   | \$6.90     | \$70.15                               | \$58.65                             |
| Peat Loam 100%  | \$4.60     | On Request                            | On Request                          |
| Composted Manure  |            | On Request                            | On Request                          |
| Premium Mulch - Black, Brown & Red  |            | \$59.80                               | \$48.30                             |

**Drop Charge For Above: 6-10 yards-\$250; 11-15 yards-\$230; 16-22 yards-\$200. 1-5 yards . Small Orders and City Deliveries must be in a Mega Bag ON A SKID. Mega Bags - \$20.00/Each NON-REFUNDABLE**

|                   |                           |
|-------------------|---------------------------|
| <b>GRASS SEED</b> | Prices available in-store |
|-------------------|---------------------------|

|            |                                  |          |        |
|------------|----------------------------------|----------|--------|
| <b>SOD</b> | 9 sq. ft per roll, 80 rolls/skid | per roll | \$4.89 |
|------------|----------------------------------|----------|--------|

**RYMAR SYNTHETIC GRASS**

| Item  |                    | sqft per Roll     | sqft       |
|---|--------------------|-------------------|------------|
| Tropical Storm 40 ( S Blade ) Ecogress      | Roll 15' x 100'    | \$2.86            | \$3.30     |
| Ultrablade W40                              |                    | \$3.44            | \$3.96     |
| Everblade 50                                |                    | \$3.85            | \$4.43     |
| Durablade 65 ( S shaped )                   |                    | \$4.47            | \$5.15     |
| EV3D 50 ( S,W Shaped ) 100% Recycl.         |                    |                   |            |
| Durapet( S shaped )                         |                    | \$3.85            | \$4.43     |
| Tri-Blend 50 ( W,V,Flat Shaped )            |                    | \$4.01            | \$4.61     |
| Tri-Blend 70 ( W,V,Flat Shaped )            |                    | \$4.70            | \$5.41     |
| Durafringe ( S Shaped )                     |                    | \$3.85            | \$4.43     |
| Pro Putt                                    |                    | \$4.47            | \$5.14     |
| Bermuda Putt                                |                    | \$4.83            | \$5.55     |
| Bent Grass 34                               |                    | \$4.82            | \$5.54     |
| Versablade Sport ( 2" )                     |                    | \$3.67            | \$4.22     |
| Everblade 80                                |                    | \$4.83            | \$5.55     |
| Durablade 95 ( S shaped )                   |                    | 15' x 50' 750sqft | \$5.46     |
| EV3D 80 ( S,W Shaped ) 100% Recycl.         |                    |                   |            |
| Champion Tee ( 110 oz )                     |                    |                   |            |
| Tee Line Pro ( 100 oz )                     | 6.6'x 50' 450 sqft | \$6.89            | \$7.92     |
| DPPE 5MM INDOOR TURF - Green                | Custom             | \$5.99            | \$7.92     |
| DPPE 5MM INDOOR TURF - Colours              |                    | \$6.49            | \$8.59     |
| DPPE 5MM INDOOR TURF - Green ( 3/4" )       |                    |                   |            |
| DPPE 5MM INDOOR TURF - White ( 3/4" )       |                    |                   |            |
| Grand Slam PE - 3mm Foam                    |                    | \$4.99            | \$6.61     |
| Play Ball XP - 3mm ( 1/2" )                 |                    |                   |            |
| 6" Aluminum Cup - White                     | Each               |                   | \$47.41    |
| 6" Plastic Cup - White                      |                    |                   | \$18.96    |
| Knob - 3/8" ( 1.0 cm ) Practice Green Rods  |                    |                   | \$4.74     |
| Aluminum Base                               |                    |                   | \$11.86    |
| 3/8" ( 1.0 cm ) Fiberglass Rod - White      |                    |                   | \$18.96    |
| Nylon Flag - ( Black-White-Red-Green-Blue ) |                    |                   | \$9.49     |
| Nylon Flag - Checkered ( Black-White )      |                    |                   | \$23.44    |
|   |                    |                   | Each       |
| Turf Rolls 1M x 4M                          | 22 rolls/ box      |                   | \$152.09   |
| Turf Tile 35                                | 9 tiles/box        |                   | \$59.51    |
| Envirofill Zeolite 55 Super Sacks           | 2000 lbs/sack      |                   | \$1,148.85 |
| Envirofill Zeolite 55 55 lbs/Bag            | 40bag/skid         |                   | \$32.19    |
| Rubber Crumb Super Sacks                    | 2000 lbs/sack      |                   | \$1,148.85 |
| Rubber Crumb 50 lbs/bag                     | 40bag/skid         |                   | \$50.60    |

**Rymar Accessories**

| Item                                 |  | Each     |
|--------------------------------------|--|----------|
| Seaming Tape - per Linft             |  | \$1.15   |
| Seaming Tape - per roll              |  | \$334.65 |
| Glue Tubes - ea 1 Qrt ( 950 ml )     |  | \$55.68  |
| Glue Jugs Green Fusion 1 Gallon - ea |  | \$109.41 |
| Glue Jugs Green Fusion 5 Gallon - ea |  | \$447.59 |
| Uricide 32 oz - ea                   |  | \$26.51  |
| Uricide 1 Gal - ea                   |  | \$67.95  |



**Rymar Accessories - cont.**

|   |         |
|---|---------|
| 5 MM Foam Pad - Soft Step 12" Wide Roll | \$2.48  |
| Form Pad 1" ( 4 x 6 )                   | \$74.60 |
| Form Pad 2" ( 4 x 6 )                   | \$91.17 |
| Ultrabase Panel - 1.25" x 30" x 30"     | \$43.10 |
| Ultrabase Panel - 3/4" x 30" x 30"      | \$29.84 |

**Polymeric Sand**

| Item   | Weight   | # of Bags | Cost     |
|--|----------|-----------|----------|
| Eurostone Bond Beige & Slate Grey - ea                         | 50lbs    | 50 bags   | \$37.04  |
| Eurostone Bond Black Diamond & Ivory - ea                      |          |           | \$41.18  |
| Gator Aqua Rock Grey - ea sack                                 | 1000 lbs | 1 sack    | \$877.40 |
| Gator Aqua Rock Grey - ea bag                                  |          |           | \$22.87  |
| Gator Dust Sand Beige & Slate Grey - ea                        |          |           | \$30.25  |
| Gator Maxx Sand Beige & Sate Grey - ea                         | 50lbs    | 70 bags   | \$23.24  |
| Gator Maxx Sand G2 Beige & Slate Grey - ea                     |          |           | \$36.01  |
| Gator Maxx Sand G2 Black Diamond & Ivory - ea                  |          |           | \$38.42  |
| Gator Nitro Joint Sand Beige 40lbs - pail                      |          |           | \$104.08 |
| Gator Nitro Joint Sand Grey 40lbs - pail                       | 40lbs    | 16 pail   | \$107.63 |
| Gator Nitro Joint Sand Black 40lbs - pail                      |          |           | \$110.16 |
| Gator Super Sand Beige & Slate Grey - ea                       |          |           | \$24.97  |
| Gator Super Sand G2 Beige & Slate Grey - ea                    | 50lbs    | 70 bags   | \$29.45  |
| Gator Tile Sand Beige & Slate Grey - ea                        |          |           | \$32.57  |
| Gator Tile Sand Black Diamond & Ivory - ea                     |          |           | \$36.60  |
| Great North Easy Joint Compound Beige & Grey - ea (12.5kg/Tub) | 28lbs    | 80 tubs   | \$71.59  |
| Sable Marco Evolution Sand Beige - ea                          |          |           | \$20.84  |
| Sable Marco Evolution Sand Black - ea                          |          |           | \$26.09  |
| Sable Marco Evolution Sand Grey - ea                           | 50lbs    | 63 bags   | \$23.90  |
| Sable Marco Evolution Sand Urban White - ea                    |          |           | \$26.63  |
| Sable Marco Evolution Sand Charcoal - ea                       |          |           | \$22.36  |
| Silica Sand Flint - ea   | 100lbs   | 35 bags   | \$20.87  |
| Silica Sand White Lightning - ea                               | 50lbs    | 70 bags   | \$10.64  |
| Sweeping Sand - ea   | 66lbs    | 50 bags   | \$10.73  |
| Techniseal Smart - ea  |          |           | \$22.36  |
| Techniseal HP Nextgel - ea                                     |          |           | \$29.82  |
| Techniseal HP Nextgel Black & Ivory - ea                       | 50lbs    | 56 bags   | \$41.83  |
| Techniseal Polymeric Joint NOCO Desert Tan - ea                |          |           | \$42.69  |
| Techniseal Polymeric Joint NOCO Iron Grey - ea                 |          |           | \$44.44  |
| Techo Flexlock Sand Sandy Beige & Graphite Grey - ea           |          |           | \$25.93  |
| Techo Flexlock Sand G2 Sandy Beige & Graphite Grey - ea        |          |           | \$30.51  |
| Techo Flexlock Ultra Sand Sandy Beige & Graphite Grey - ea     | 50lbs    | 70 bags   | \$32.66  |
| Techo Flexlock Ultra G2 Sand Sandy Beige & Graphite Grey - ea  |          |           | \$37.06  |
| Techo Flexlock Ultra G2 Sand Ivory - ea                        |          |           | \$41.03  |
| Techo Flexlock Ultra G2 Sand Onyx Black - ea                   |          |           | \$39.31  |

**5% Discount on full skids purchased**

**CEMENT**

| Item                             | Weight  | # of Bags | Cost    |
|----------------------------------|---------|-----------|---------|
| White Federal Portland - ea      | 40kg    | 40 bags   | \$24.87 |
| Highbond Type S - ea             | 33kg    | 45 bags   | \$16.49 |
| Highbond Type N - ea             | 30kg    | 45 bags   | \$15.10 |
| Portland - ea                    | 20kg    | 80 bags   | \$8.40  |
| Portland - ea                    | 30kg    | 45 bags   | \$13.49 |
| Masonry Type S - ea              | 33kg    | 45 bags   | \$13.47 |
| Masonry Type N - ea              | 30kg    | 45 bags   | \$11.89 |
| White Masonry Cement - ea        | 30kg    | 40 bags   | \$18.66 |
| Stone Mix - ea                   | 66lbs   | 56 bags   | \$6.82  |
| Mortar mix (masonry) Type S - ea | 66lbs   | 56 bags   | \$8.89  |
| Sand Mix - ea                    | 66lbs   | 56 bags   | \$8.54  |
| Kwik Post Concrete Mix - ea      | 66lbs   | 56 bags   | \$10.79 |
| Pro Patch Cold Mix - ea          | 22.7kg  | 56 bags   | \$13.86 |
| Stone Bond Premium Mortar - ea   | 27.27kg | 56 bags   | \$17.93 |

**5% Discount on full skids purchased**

**Interstar Mortar Color**

| Item                   | Cost/Bag | Item                   | Cost/Bag |
|------------------------|----------|------------------------|----------|
| Ebony - CM005          | \$10.94  | Steel - CM007          | \$17.97  |
| Raven - CM008          | \$11.44  | Coal Black - CM015     | \$16.82  |
| Starlight - CM035      | \$11.80  | Morocco Brown - CM168  | \$6.04   |
| Clay - CM220           | \$12.73  | Ruby - CM221           | \$10.01  |
| Rose - CM225           | \$9.65   | Cherry Red - CM226     | \$11.80  |
| Brick Red - CM230      | \$6.04   | Buckskin - CM233       | \$6.04   |
| Burgandy - CM240       | \$17.97  | Royal Red - CM251      | \$11.80  |
| Deep Cherry - CM257    | \$10.79  | Deep Berry - CM261     | \$12.37  |
| Crimson - CM268        | \$11.50  | Berry - CM272          | \$11.50  |
| Pink Moka - CM275      | \$11.80  | Blush - CM278          | \$11.25  |
| Moka - CM281           | \$12.73  | Light Beige - CM325    | \$12.59  |
| Natural - CM328        | \$9.49   | Light Ocher - CM332    | \$9.49   |
| Dark Ocher - CM334     | \$10.28  | Beige - CM339          | \$10.44  |
| Deep Beige - CM343     | \$10.01  | Hazelnut - CM349       | \$11.80  |
| Gingerbread - CM351    | \$10.28  | Pumpkin - CM356        | \$12.73  |
| Gold - CM360           | \$13.37  | Chocolate - CM400      | \$11.80  |
| Light Chestnut - CM412 | \$12.73  | Straw - CM417          | \$10.28  |
| Chestnut - CM424       | \$10.01  | Dark Chestnut - CM427  | \$10.65  |
| Allspice - CM430       | \$12.73  | Cocoa - CM449          | \$10.65  |
| Latte - CM528          | \$6.04   | Deep Emerald - CM631   | \$43.56  |
| Ivory - CM717          | \$30.62  | Mushroom - CM720       | \$24.87  |
| Peach - CM819          | \$12.08  | Light Mahogany - CM923 | \$11.65  |
| Dark Mahogany - CM931  | \$14.10  | Fiberstar 3/4" - FB454 | \$16.04  |

**CONCRETE BRICKS & BLOCKS**

| Block                        | # Per Skid | Cost   | DEL    |
|------------------------------|------------|--------|--------|
| 2" ( 5cm ) Solid Slab - ea   | 180        | \$2.40 | \$0.27 |
| 4" ( 10cm ) Solid - ea       | 90         | \$3.22 | \$0.38 |
| 4" ( 10cm ) Standard - ea    | 120        | \$2.38 | \$0.33 |
| 4" ( 10cm ) Corner - ea      | 100        | \$3.83 | \$0.39 |
| 6" ( 15cm ) Standard - ea    | 100        | \$2.94 | \$0.36 |
| 6" ( 15cm ) Solid - ea       | 60         | \$4.74 | \$0.50 |
| 6" ( 15cm ) Corner - ea      | 90         | \$4.28 | \$0.49 |
| 8" ( 20cm ) Standard - ea    | 75         | \$3.62 | \$0.42 |
| 8" ( 20cm ) Solid - ea       | 80         | \$5.95 | \$0.62 |
| 8" ( 20cm ) Semi Solid - ea  | 75         | \$4.97 | \$0.53 |
| 10" ( 25cm ) Standard - ea   | 54         | \$4.58 | \$0.55 |
| 10" ( 25cm ) Solid - ea      | 39         | \$8.13 | \$0.74 |
| 10" ( 25cm ) Semi Solid - ea |            | \$7.08 | \$0.68 |
| 10" ( 25cm ) Corner - ea     | 54         | \$5.45 | \$0.61 |
| 12" ( 30cm ) Standard - ea   |            | \$5.11 | \$0.56 |
| 12" ( 30cm ) Solid - ea      | 40         | \$9.61 | \$0.97 |
| 12" ( 30cm ) Semi Solid - ea | 35         | \$8.58 | \$0.76 |
| 12" ( 30cm ) Corner - ea     | 60         | \$6.44 | \$0.66 |
| Concrete Bricks              | 560        | \$0.74 | \$0.08 |

**CONCRETE FORMING TUBES**

|          |    |         |
|----------|----|---------|
| 6" x 8'  | ea | \$11.65 |
| 8" x 8'  |    | \$15.34 |
| 10" x 8' |    | \$22.34 |
| 12" x 8' |    | \$27.17 |

Heavy Wall Tubes available by Special Order

| <b>PAVING STONE RESTRAINT</b>                         |                   |                | <b>Cost</b> |          |
|---|-------------------|----------------|-------------|----------|
| 10" Spikes - ea                                       | 3/8" dia. spiral  | 250/box        | \$0.40      |          |
| 10" Spikes - ea box                                   | 3/8" dia. spiral  | 250/box        | \$79.35     |          |
| Brick Stop Edgestar Mill finish - ea                  |                   |                | \$19.63     |          |
| Brick Stop Edgestar Mill finish - per box             | 1/8" x 4" x 8'    | 20pcs/160'/box | \$372.98    |          |
| Brick Stop Metal - ea                                 |                   |                | \$14.43     |          |
| Brick Stop Metal - per box                            | 8' 4"             | 30pcs/250'/box | \$411.33    |          |
| Brick Stop – Beast Plastic - ea                       |                   |                | \$10.80     |          |
| Brick Stop – Beast Plastic - per box                  | 8'                | 20pcs/160'/box | \$205.17    |          |
| Brick Stop – Simflex - ea                             |                   |                | \$9.72      |          |
| Brick Stop – Simflex - per box                        | 7'6" x 1 5/8"     | 20pcs/150'/box | \$184.63    |          |
| Brick Stop – Super Simflex XS- ea                     |                   |                | \$9.03      |          |
| Brick Stop – Super Simflex XS- per box                | 8'                | 20pcs/160'/box | \$171.52    |          |
| Gator Edge Flex - ea                                  |                   |                |             |          |
| Gator Edge Rigid - ea                                 |                   |                |             |          |
| Gator Edge Flex & Rigid - per box                     | 8'                | 24pcs/192'/box | \$13.14     |          |
| Gator Xtreme Edge 50lbs - ea                          |                   |                | \$299.69    |          |
|   | 56 bags / skid    |                | \$30.12     |          |
| Permaloc Cleanline Mill finish - ea                   | 4"x16" w/5 stakes | 15pcs/240'/box | ON REQUEST  |          |
|   | Extra stakes      |                |             |          |
| Permaloc Proline Black, Green, Bronze - ea            | 4"x8" w/5 stakes  | 15pcs/240'/box |             |          |
|   | Extra stakes      |                |             |          |
| Permaloc Proline Black, Green, Bronze - ea            | 4"x16" w/5 stakes | 15pcs/240'/box |             |          |
|   | Extra stakes      |                |             |          |
| Permaloc V-notch Mill finish - ea                     | 1.75" x 8'        | 40pcs/320'/box |             |          |
| Please ask for pricing on all other Permaloc products |                   |                |             |          |
| Snapedge - ea   | 8'                | 24pcs/192'/box |             | \$12.71  |
| Snapedge - box  |                   |                |             | \$289.73 |
| <b>5% Discount on full boxes purchased</b>            |                   |                |             |          |

| <b>WALL AND GROUND ACCESSORIES</b>                 | <b>Size/Amount</b>       | <b>Cost</b> |
|--|--------------------------|-------------|
| Hanes Burlap - roll                                | Full roll 3' x 50'       | \$24.09     |
| Hanes Burlap - roll                                | Full roll 40" x 30'      | \$16.10     |
| Hanes Filter Fabric - per sqft                     | Full roll 6.3' x 360'    | \$0.28      |
| Hanes Filter Fabric - roll                         | Full roll 3' x 100'      | \$53.94     |
| Hanes Filter Fabric - roll                         | Full roll 3' x 50'       | \$25.99     |
| Hanes Filter Fabric - roll                         | Full roll 6.25' x 360'   | \$385.31    |
| Hanes Filter Fabric - roll                         | Full roll 12.5' x 360'   | \$764.49    |
| Hanes Ground Cover - per sqft                      | Full roll 6' x 300'      | \$0.23      |
| Hanes Ground Cover - roll                          | Full roll 3' x 100'      | \$44.16     |
| Hanes Ground Cover - roll                          | Full roll 3' x 50'       | \$23.17     |
| Hanes Ground Cover - roll                          | Full roll 6' x 300'      | \$224.25    |
| Hanes Snow Fence - roll                            | Full roll 4' x 50'       | \$66.36     |
| Hanes Biaxial Grid 50/50 - roll                    | Full roll 6' x 50'       | \$208.09    |
| Hanes Terragrid U200 (Stratagrid200) - sqft        | Full roll 6' x 300'      | \$0.63      |
| Hanes Terragrid U200 - roll                        | Full roll 6' x 300'      | \$736.40    |
| Hanes Terragrid #35 - roll                         | Full roll 6' x 150'      | \$604.96    |
| Hanes Silt Fence 13 Post - roll                    | Full roll 3" x 100'      | \$41.29     |
| Hanes Silt Fence Heavy Duty Reinforced Mesh - roll | Full roll 3" x 100'      | \$78.20     |
| Driveway Grid - per sqft                           | Full roll 13.1' x 120'   | \$0.52      |
| Driveway Grid - per roll                           | Full roll 13.1' x 120'   | \$788.05    |
| DriverCel50 Heavy Duty - ea                        | 20" x 20" x 2"           | \$8.79      |
| DriverCel40 Medium Duty - ea                       | 20" x 20" x 1.6"         | \$7.54      |
| DriverCel30 Light Duty - ea                        | 20" x 20" x 1.2"         | \$6.21      |
| Gator Base 2'x3' Panel - ea                        | 10pcs/pack , 60sqft/pack | \$19.79     |
| Gator Base Screws 50pcs/pkg - ea                   | 50pcs/pkg                | \$29.70     |
| Butyl tape roll - ea                               | Full box (26 rolls)      | \$7.54      |
| Gator XP concrete Adhesive 10oz - ea               | Full box (12 tubes)      | \$7.83      |
| Gator XP concrete Adhesive 28oz - ea               | Full box (12 tubes)      | \$14.51     |
| Brickstik Adhesive 10oz tube - ea                  | Full box (12 tubes)      | \$5.52      |
| Brickstik Adhesive 29oz tube - ea                  | Full box (12 tubes)      | \$12.19     |
| Techniseal RG+ Adhesive 10oz tube - ea             | Full box (12 tubes)      | \$8.63      |
| Techniseal Structure Bond Adhesive 24oz tube - ea  | Full box (12 tubes)      | \$41.83     |
| Techniseal Structure Bond Gun II - ea              | Full box (12 tubes)      | \$40.26     |
| Techniseal Structure Bond Cleaner 16.9oz tube - ea | Full box (12 tubes)      | \$16.63     |

| <b>WALL AND GROUND ACCESSORIES - cont.</b>            |         | <b>Size/Amount</b>       | <b>Cost</b> |
|---|---------|--------------------------|-------------|
| Techniseal StickyStone Adhesive 20oz - ea             |         | Full box (15 tubes)      | \$27.03     |
| Techniseal StickyStone Adhesive Gun - ea              |         | Full box (10 Guns)       | \$101.12    |
| Durabond – Acrylic Resin Bond 4 lt - ea               |         |                          | \$43.64     |
| Durabond – Acrylic Resin Bond 18.9 lt - ea            |         |                          | \$137.47    |
| Hydraset Mortar Accelerator 3.79 lt - ea              |         | 4/case - 36 cases / skid | \$18.11     |
| Hydraset Mortar Accelerator 18.9 lt - ea ( Pail )     |         | 24 pails / skid          | \$62.10     |
| Hydraset Mortar Accelerator 208 lt - ea ( Drum )      |         | 4 drum / skid            | \$457.13    |
| Fiber Expansion Joint - .5"x 4"x 5" - ea              |         |                          | \$2.70      |
| Brick Ties – 1" x 7" x 22 gauge - ea                  |         |                          | \$0.13      |
| Brick Ties – 1" x 7" x 22 gauge - Box                 |         | Per 500 pc box           | \$37.55     |
| Shrink Wrap - ea                                      |         |                          | \$21.85     |
| Plastic bags - ea                                     |         |                          | \$0.52      |
| Tie Wire 5" Black Double Loop - roll                  |         | 2500pcs/bnd              | \$40.25     |
| Tie Wire - 16 gauge #3.5 coil - ea                    |         | 16 coils per box         | \$6.85      |
| Galvanized Diamond Mesh Lath 1.75 - ea ( 27" x 84" )  |         | 10pcs/bnd                | \$4.60      |
| Galvanized Diamond Mesh Lath 1.75 - Bnd ( 27" x 84" ) |         |                          | \$41.16     |
| Galvanized Diamond Mesh Lath 2.5 - ea ( 27" x 96" )   |         | 10pcs/bnd                | \$10.35     |
| <b>REINFORCING STEEL</b>                              |         |                          |             |
| #10 bar – ea  |         | 8'x.5"                   | \$6.04      |
| <b>Wire Mesh 6" square #9 gauge</b>                   |         |                          |             |
| 4' x 8'   | \$15.53 | 100 ft rolls             | \$526.13    |
|   |         | 200 ft rolls             | \$810.75    |

| <b>SEALERS AND CLEANERS</b>                                 |  | <b>SEALERS</b> | <b>Cost</b> |
|---|--|----------------|-------------|
| Aqua Mix Enrich & Seal - ea 1 GAL                           |  |                | \$271.86    |
| Aqua Mix Enrich & Seal - ea 1 PT                            |  |                | \$53.53     |
| Aqua Mix Enrich & Seal - ea 1 QT                            |  |                | \$86.71     |
| Aqua Mix Choice - ea 1 GAL                                  |  |                | \$166.35    |
| Aqua Mix Choice - ea 1 PT                                   |  |                | \$32.89     |
| Aqua Mix Choice - ea 1 QT                                   |  |                | \$53.30     |
| Banas Color Impregnator - ea 1 LT                           |  |                | \$43.64     |
| Banas Color Impregnator - ea 3.8 LT                         |  |                | \$151.80    |
| Banas Color Intensifier - ea 1 LT                           |  |                | \$66.41     |
| Banas Color Intensifier - ea 3.8 LT                         |  |                | \$227.70    |
| Gator Hybrid Water Base High Gloss + Enhancer - ea 1 gal    |  |                | \$96.04     |
| Gator Hybrid Water Base High Gloss + Enhancer - ea 5 gal    |  |                | \$383.67    |
| Gator Hybrid Water Base Low Gloss + Enhancer - ea 1 gal     |  |                | \$69.37     |
| Gator Hybrid Water Base Low Gloss + Enhancer - ea 5 gal     |  |                | \$331.46    |
| Gator Hybrid Water Base Zero Gloss - ea 1 gal               |  |                | \$53.15     |
| Gator Hybrid Water Base Zero Gloss - ea 5 gal               |  |                | \$245.43    |
| Gator Hybrid Water Base NS Zero Gloss + Enhancer - ea 1 gal |  |                | \$67.28     |
| Gator Hybrid Water Base NS Zero Gloss + Enhancer - ea 5 gal |  |                | \$316.16    |
| Gator Wet Cast Solvent Low Gloss + Enhancer - ea 1 gal      |  |                | \$67.52     |
| Gator Wet Cast Solvent Low Gloss + Enhancer - ea 5 gal      |  |                | \$322.02    |
| Gator Wet Cast Water Base Zero Gloss - ea 1 gal             |  |                | \$99.38     |
| Gator Wet Cast Water Base Zero Gloss - ea 5 gal             |  |                | \$471.16    |
| HG Defender Protect Low VOC - ea 1 LT                       |  |                | \$40.94     |
| HG Defender Protect Low VOC - ea 1 4 LT                     |  |                | \$139.55    |
| HG Color Enhancer - ea 1 LT                                 |  |                | \$51.23     |
| HG Color Enhancer - ea 4 LT                                 |  |                | \$166.41    |
| HG Color Enhancer - ea 10 LT                                |  |                | \$369.67    |
| HG Top Protector - ea 100ml                                 |  |                | \$25.59     |
| HG Stone & Marble Penetrating Sealer - ea 1 LT              |  |                | \$44.79     |
| HG Stone & Marble Penetrating Sealer - ea 5 LT              |  |                | \$191.99    |
| Kimbol Natural Stone Enhancer - ea 20 LT                    |  |                | \$224.25    |
| Kimbol Non-Slip Regular Shine - ea 20 LT                    |  |                | \$198.38    |
| Kimbol Non-Slip Super Shine - ea 20 LT                      |  |                | \$207.00    |
| Kimbol Regular Shine - ea 20 LT                             |  |                | \$181.13    |
| Kimbol Regular Shine - ea 4 LT                              |  |                | \$39.68     |
| Kimbol Super Shine - ea 20 LT                               |  |                | \$189.75    |
| Kimbol Super Shine - ea 4 LT                                |  |                | \$44.85     |
| National Low Luster Finish- ea 5 GAL                        |  |                | \$196.65    |
| National Semi Gloss Finish- ea 5 GAL                        |  |                | \$200.10    |
| National High Gloss Finish- ea 5 GAL                        |  |                | \$207.00    |

**SEALERS AND CLEANERS - cont.**

|  |             |
|--|-------------|
| Seal King Asphalt 700 Water Borne 5 year - ea 18.9 LT      | \$61.07     |
| Seal King Concrete Impressed Cure & Seal - ea 18.9 LT      | \$210.45    |
| Seal King Concrete Impressed Cure & Seal - ea 3.79 LT      | \$45.89     |
| Seal King Concrete Water Repellent - ea 18.9 LT            | \$181.47    |
| Seal King Natural Stone Color Enhancer - ea 3.79 LT        | \$65.49     |
| Seal King Paving Stone High Gloss - ea 18.9 LT             | \$210.45    |
| Seal King Paving Stone High Gloss - ea 3.79 LT             | \$45.89     |
| Seal King Paving Stone Semi Gloss - ea 18.9 LT             | \$210.45    |
| Seal King Paving Stone Semi Gloss - ea 3.79 LT             | \$45.89     |
| Seal King Paving Stone Matte - ea 18.9 LT                  | \$210.45    |
| Seal King Paving Stone Matte - ea 3.79 LT                  | \$45.89     |
| Seal King Paving Stone Natural - ea 18.9 LT                | \$181.47    |
| Seal King Paving Stone Natural - ea 3.79 LT                | \$41.92     |
| Seal King Paving Stone Water Borne High Gloss - ea 18.9 LT | \$203.72    |
| Seal King Paving Stone Water Borne High Gloss - ea 3.79 LT | \$46.75     |
| Seal King Paving Stone Water Borne Natural - ea 18.9 LT    | \$203.72    |
| Seal King Paving Stone Water Borne Natural - ea 3.79 LT    | \$46.75     |
| Seal King Paving Stone Water Borne Semi Gloss - ea 18.9 LT | \$203.72    |
| Seal King Paving Stone Water Borne Semi Gloss - ea 3.79 LT | \$46.75     |
| Seal King Rubberized Crack Filler - ea 1 LT                | \$15.99     |
| Seal King Seal Grip - ea 1 LBS ( 16 oz )                   | \$23.12     |
| Unicare Natural Matte - ea 1 LT                            | \$53.84     |
| Unicare Natural Matte - ea 5 LT                            | \$208.79    |
| Unicare Natural Colour Enhancer -ea 1 LT                   | \$60.88     |
| Unicare Natural Colour Enhancer - ea 5 LT                  | \$238.35    |
| <b>Cleaner</b>   | <b>Cost</b> |
| Aqura Mix Efflorescence Remore - ea 1 GAL                  | \$27.77     |
| Aqura Mix Extreme - ea 1 GAL                               | \$60.89     |
| Aqura Mix Deep Clean Spray - ea 24 oz                      | \$11.16     |
| Aqura Mix Nanoscrub - ea 1 QT                              | \$16.62     |
| Aqura Mix Sealer & Coating Remover - ea 1 GAL              | \$63.19     |
| Aqura Mix Sealer & Coating Remover - ea 1 QT               | \$20.59     |
| Aqura Mix Stone Deep Clean - ea 1 GAL                      | \$29.84     |
| Aqura Mix Stone Deep Clean - ea 1 QT                       | \$10.01     |
| Banas Continuous Care Cleaner - ea 1LT                     | \$37.95     |
| Banas Floor Shampoo - ea 1LT                               | \$33.21     |
| Banas Grout Destroyer - ea 950 ML                          | \$33.21     |
| Banas Rust Remover - ea 500 ML                             | \$33.12     |
| CPD 600 Detergent - ea 4 LT                                | \$46.92     |
| CPD Vanatrol Clean - ea 4 LT                               | \$62.79     |
| Gator Efflorescence Cleaner - ea 1 gal                     | \$42.22     |
| Gator Efflorescence Cleaner - ea 5 gal                     | \$150.31    |
| Gator Shampoo - ea 1 gal                                   | \$38.08     |
| Gator Shampoo - ea 5 gal                                   | \$142.49    |
| Gator Oil & Grease Remover - ea 1 gal                      | \$19.67     |
| HG Cement & Grout Residue Remover - ea 1 LT                | \$20.47     |
| HG Limex Cleaner - ea 1 LT                                 | \$20.47     |
| HG Limex Cleaner - ea 5 LT                                 | \$73.66     |
| HG Oil & Grease Stain Absorber - ea 250 ML                 | \$17.94     |
| HG Porcelain Streak Free - ea 1 LT                         | \$15.35     |
| Seal King Efflorescence Remore - ea 2 LT                   | \$26.74     |
| Seal King Oil Off - ea 800 ML ( 28 oz )                    | \$15.64     |
| Seal King Strip All Remover - ea 18.9 LT                   | \$145.88    |
| Seal King Strip All Remover - ea 3.97 LT                   | \$32.03     |
| Seal King Rust Remover - ea 1 LT                           | \$15.64     |
| Unicare Acid Clean - ea 1 LT                               | \$35.45     |
| Unicare Acid Clean - ea 5 LT                               | \$131.54    |
| Unicare Power Clean - ea 1 LT                              | \$37.61     |
| Unicare Power Clean - ea 5 LT                              | \$140.61    |
| Unicare Bio Clean - ea 1 LT                                | \$40.33     |
| Unicare Bio Clean - ea 5 LT                                | \$152.01    |

**IN-LITE OUTDOOR LIGHTING**

| <b>Ground Lights</b> |                 |               |          |
|----------------------|-----------------|---------------|----------|
| Product              | Colours         | Intensity     | Cost     |
| PUCK                 | Silver, Dark    | Low Intensity | \$125.06 |
| PUCK 22              |                 |               | \$63.83  |
| FUSION 22            |                 |               | \$55.20  |
| FUSION               | Stainless Steel |               | \$115.58 |
| FUSION 22 RVS        |                 |               | \$55.20  |

**IN-LITE OUTDOOR LIGHTING - cont.**

|                           |                         |                     |            |
|---------------------------|-------------------------|---------------------|------------|
| HYVE 22                   | Cool White , Warm White | Medium Intensity    | \$45.71    |
| HYVE                      |                         |                     | \$115.58   |
| HYVE 22 RVS               |                         |                     | \$55.20    |
| DB-LED (WW)               |                         |                     | \$45.71    |
| LUNA                      | Pearl, Black, Stainless | High Intensity      | \$150.94   |
| EVO GROUND 300            | Dark,                   | Medium Intensity    | \$184.58   |
| FLUX                      | Stainless Steel         |                     | \$115.58   |
| BIG FLUX                  | Pearl Grey, Black       | High Intensity      | \$146.63   |
| BIG FLUX NARROW           |                         |                     | \$146.63   |
| BIG FLUX ASYMMETRIC       |                         |                     | \$146.63   |
| NERO                      |                         | High Intensity      | \$179.40   |
| BIG NERO                  |                         | Very High Intensity | \$289.80   |
| BIG NERO NARROW           |                         |                     | \$289.80   |
| <b>BOLLARDS</b>           |                         |                     |            |
| ACE                       | Silver , Dark , White   | High Intensity      | \$222.53   |
|                           | Flat Grey               |                     | \$353.63   |
|                           | Corten                  |                     | \$365.70   |
| ACE HIGH                  | Silver , Dark , White   |                     | \$320.85   |
|                           | Flat Grey               |                     | \$448.50   |
|                           | Corten                  |                     | \$488.18   |
| LIV                       | Silver , Dark , White   | Low Intensity       | \$227.70   |
|                           | Corten                  |                     | \$369.15   |
| LIV LOW                   | Silver , Dark , White   |                     | \$203.55   |
|                           | Corten                  |                     | \$332.93   |
| SWAY                      | Black , Pearl Grey      |                     | \$170.78   |
| SWAY LOW                  |                         | \$153.53            |            |
| EVO                       | Dark,                   | Medium Intensity    | \$386.40   |
| EVO LOW                   |                         |                     | \$324.30   |
| <b>WALL LIGHTS</b>        |                         |                     |            |
| HALO DOWN                 | Dark,                   | High Intensity      | \$159.85   |
| HALO UP-DOWN              |                         |                     | \$177.68   |
| HALO DOWN 100-230V        |                         |                     | \$184.58   |
| HALO UP-DOWN 100-230V     |                         |                     | \$203.55   |
| ACE DOWN                  | Silver , Dark , White   | High Intensity      | \$160.43   |
|                           | Flat Grey               |                     | \$307.05   |
|                           | Corten                  |                     | \$181.13   |
| ACE DOWN 100-230V         | Silver , Dark           |                     | \$129.38   |
|                           | White                   |                     | \$232.88   |
|                           | Flat Grey               |                     | \$310.50   |
|                           | Corten                  |                     | \$327.75   |
| ACE UP-DOWN               | Silver , Dark , White   |                     | \$177.68   |
|                           | Flat Grey               |                     | \$224.25   |
|                           | Corten                  |                     | \$324.30   |
| ACE UP-DOWN 100-230V      | Silver , Dark , White   |                     | \$203.55   |
|                           | Flat Grey               |                     | \$370.88   |
|                           | Corten                  | \$360.53            |            |
| DISC WALL                 | Black                   |                     | \$244.09   |
| DISC WALL 100-230V        |                         |                     | \$301.88   |
| EVO DOWN                  | Dark,                   | High Intensity      | \$212.18   |
| EVO DOWN 100-230V         |                         |                     | \$265.65   |
| WEDGE                     | Silver , Dark , White   | Medium Intensity    | \$110.40   |
| WEDGE SLIM                | Dark                    |                     | \$125.93   |
| MINI WEDGE                |                         | Low Intensity       | \$69.00    |
| CUBID                     | Silver , Dark , White   | Low Intensity       | \$72.45    |
| BIG CUBID                 | Dark                    | High Intensity      | \$127.65   |
| BLINK                     | Silver , Dark , White   | Medium Intensity    | \$110.40   |
| LIV WALL                  | Silver , White          |                     | \$184.58   |
| <b>OUTDOOR SPOTLIGHTS</b> |                         |                     |            |
| MINI SCOPE                |                         | Medium Intensity    | \$86.25    |
| SCOPE                     |                         | High Intensity      | \$119.03   |
| BIG SCOPE WIDE            |                         |                     | \$170.78   |
| BIG SCOPE NARROW          |                         | Very High Intensity | \$170.78   |
| MINI SCOPE DUO            |                         |                     | \$196.65   |
| MINI SCOPE PRO-PACK       |                         | Medium Intensity    | \$1,035.00 |
| SUB                       |                         | High Intensity      | \$241.50   |
| DISC PENDANT              | Black                   |                     | \$244.95   |
| DISC PENDANT 100-230V     |                         | \$401.93            |            |
| DISC PENDANT DUO 100-230V |                         | \$736.58            |            |
| DISC PENDANT TRI 100-230V |                         | \$1,071.23          |            |

**IN-LITE OUTDOOR LIGHTING - cont.**

| <b>SURFACE LIGHTS</b>  |                                |                              |          |
|------------------------|--------------------------------|------------------------------|----------|
| EVO HYDE 550           | Dark,                          | Medium Intensity             | \$155.25 |
| EVO HYDE 180           | Silver , Dark,                 | Low Intensity                | \$98.33  |
| SCOPE CEILING          |                                | High Intensity               | \$136.28 |
| MINI SCOPE CEILING     |                                | Medium Intensity             | \$96.60  |
| <b>SYSTEM</b>          |                                |                              |          |
| HUB-50                 | Transformer                    | Touch Screen Light Sensor    | \$198.38 |
| HUB-100                | Transformer                    |                              | \$236.33 |
| SMART HUB-150          | Transformer                    | In-Lite App                  | \$586.50 |
| MOVE                   |                                | 2m Cable Light Senor         | \$77.63  |
| SMART MOVE             |                                | Wireless Light Sensor        | \$129.38 |
| SMART EXTENDER         |                                |                              | \$181.13 |
| CABLE 14/2             |                                | 40 m                         | \$167.33 |
| CABLE 12/2 - 75        |                                | 75 m                         | \$250.13 |
| CABLE 12/2 - 150       |                                | 150 m                        | \$491.63 |
| EXTENSION CORD         |                                | 1 m                          | \$9.49   |
|                        |                                | 2 m                          | \$12.94  |
|                        |                                | 3 m                          | \$16.39  |
| EXTENSION CORD MOVE    | Move Motion ( Motian Detector) | 5 m                          | \$20.70  |
| CC-2                   |                                | Cable Connector              | \$17.25  |
| SPLITER                |                                |                              | \$13.80  |
| <b>ACCESSORIES</b>     |                                |                              |          |
| SPIKE 22               |                                |                              | \$10.35  |
| SPIKE 60               |                                |                              | \$13.80  |
| WINK                   |                                |                              | \$8.63   |
| BOX 100                | Stainless Steel                | use for Fusion , Hyve , Flux | \$34.50  |
| BOX 1                  | Pearl , Black , Stainless      | use for Luna , Big Flux      | \$43.13  |
| CONCRETE SLEEVE        |                                |                              | \$12.08  |
| EASY LOCK              |                                |                              | \$8.63   |
| PLATE 75               | Stainless Steel                | use for Fusion , Hyve , Flux | \$17.25  |
| PLATE 1                | Pearl , Black , Stainless      | use for Luna , Big Flux      | \$28.75  |
| RING 68                |                                |                              | \$25.88  |
| RISER 1                |                                | use for Scope                | \$31.05  |
| RISER 2                |                                |                              | \$51.75  |
| LENS CLEAR & DIFFUSE   |                                | use for Halo , Ace           | \$17.25  |
| SHUTTER 1 & 2          |                                |                              | \$8.63   |
| SHIELD 1               |                                | use for Mini Scope           | \$8.63   |
| SHIELD 2               |                                | use for Scope                | \$8.63   |
| KILLFLASH 1            |                                | use for Mini Scope Ceiling   | \$17.25  |
| KILLFLASH 2            |                                | use for Scope Ceiling        | \$17.25  |
| HUB PROTECTOR          |                                |                              | \$43.13  |
| HUB SMART PROTECTOR    |                                |                              | \$44.28  |
| CB-010-E               | 10w Mini Transformer           | use for Liv Wall             | \$44.85  |
| FIX 1                  |                                | use for Blink , Wedge        | \$8.63   |
| FIX 3                  |                                | use for Evo Hyde 180         | \$17.25  |
| FIX 4                  |                                | use for Evo Hyde 180 Dark    | \$17.25  |
| 22MM DIAMOND DILL BIT  |                                | 22 mm Non Wood               | \$198.38 |
| 60MM DIAMOND DILL BIT  |                                | 60 mm Non Wood               | \$319.13 |
| 22MM FORSTNER DILL BIT |                                | 22 mm Wood                   | \$56.93  |
| 60MM FORSTNER DILL BIT |                                | 60 mm Wood                   | \$108.68 |
| WATER SWIVEL           |                                | High Pressure Water Supply   | \$215.63 |

**FIREPLACE MATERIAL****FIRE BRICKS**

| 9x4.5"x1.25-850pcs/skid | 9x4.5x2"-576pcs/skid | 9x4.5x2.5-500pcs/skid |            |
|-------------------------|----------------------|-----------------------|------------|
| \$2.47                  | \$2.59               | \$2.82                | each peice |

**CHIMNEY LINERS - 24" Long**

|                 |             | <b>Per Skid</b> | <b>Regular</b> |
|-----------------|-------------|-----------------|----------------|
| 8" x 8" x 24"   | 200 x 200mm | 84 pcs          | \$21.19        |
| 8" x 12" x 24"  | 200 x 325mm | 60 pcs          | \$30.87        |
| 12" x 12" x 24" | 300 x 300mm | 40 pcs          | \$40.37        |
| 4" Hex Winetile |             | 308 pcs         | \$7.59         |

| <b>HEAT CIRCULATORS – FLUE CAPS – FIREPLACE DOORS – SCREENS - On Request</b> |  |    |         |
|--|--|----|---------|
| <b>Fan and Grill Kits - Black (15 lbs.)</b>                                  |  |    |         |
| Metal Grills (8" x 8")   |  | ea | \$13.80 |
| Cast Iron Grills (8" x 8")   |  | ea | \$50.60 |
| Fresh Air Intake Kit (5 lbs.)  |  | ea | \$75.90 |
| For special sizes and other accessories details on request                   |  |    |         |

| <b>CAST IRON FIREPLACE DAMPERS - With Ratchet (Poker control)</b> |    |          |                              |    |          |
|---|----|----------|------------------------------|----|----------|
| 24" (60cm)  | ea | \$151.80 | 33" (82.5cm)                 | ea | \$180.26 |
| 30" (75cm)  |    | \$170.78 | 36" (90cm) Larger on request |    | \$199.24 |
| Ratchet Handle for dampers  |    | \$22.77  | Rotary Control (Vestal)      |    | \$94.88  |

| <b>ANGLE IRONS</b>  |  | lin. ft |  |
|---------------------|--|---------|--|
| 3.5" x 3.5" x 5/16" |  |         |  |
| 5" x 3.5" x 5/16"   |  | \$15.01 |  |

|                |                                     |    |         |
|----------------|-------------------------------------|----|---------|
| <b>ASHDUMP</b> | 4.5" x 9" (11.25 x 22.5cm) - 12/box | ea | \$47.44 |
|----------------|-------------------------------------|----|---------|

| <b>CLEANOUT</b> |                               | ea      |  |
|-----------------|-------------------------------|---------|--|
|                 | 6" x 9" (15 x 22.5cm) - 5/box |         |  |
|                 | 8" x 8" (20 x 20cm) - 6/box   | \$75.90 |  |

| <b>FIRE CLAY STOVE &amp; FURNACE CEMENT</b> |            |    |          |
|---|------------|----|----------|
| CPD 5lbs                                    | 3kg        | ea | \$27.20  |
| CPD 20lbs                                   | 8.5kg      |    | \$47.44  |
| Premixed Fireplace Mortar Beige             | 15lbs/pail |    | \$84.12  |
| Premixed Fireplace Mortar Beige             | 50lbs/pail |    | \$178.88 |
| Heat Stop ( Dry , Outdoor )                 | 10lbs/pail |    | \$84.12  |
| Heat Stop ( Dry , Outdoor )                 | 50lbs/pail |    | \$178.88 |
| 94lbs Cement Fondu                          | 42.73kg    |    | \$115.52 |

|                             |                 |                 |
|-----------------------------|-----------------|-----------------|
| <b>MACCAFERRI - GABIONS</b> | Galvanized, PVC | Ask for pricing |
|-----------------------------|-----------------|-----------------|

| <b>TOOLS</b>  |                           |
|---|---------------------------|
| Chisels, Club Hammers, Brick Hammers, Trowels, Metal Ties, Rulers, Levels, Tape Measures etc. | Prices available in-store |

|  |                           |
|--|---------------------------|
| <b>WORK GLOVES, KNEE PADS, MASKS, etc.</b> | Prices available in-store |
|--|---------------------------|

|                   |                           |
|-------------------|---------------------------|
| <b>SAW BLADES</b> | Prices available in-store |
|-------------------|---------------------------|

|   |                           |
|---|---------------------------|
| <b>WATERFALL PUMPS, POND LINERS, HOSES, ETC</b> | Prices available in-store |
|---|---------------------------|

|                                   |                           |
|-----------------------------------|---------------------------|
| <b>IN-LITE LANDSCAPE LIGHTING</b> | Prices available in-store |
|-----------------------------------|---------------------------|

|   |            |
|---|------------|
| <b>DRILLED HOLES FOR WATER FEATURES</b> | On request |
|---|------------|

|                                  |            |
|----------------------------------|------------|
| <b>ENGRAVING ROCKS AND SIGNS</b> | On request |
|----------------------------------|------------|

|                       |                             |
|-----------------------|-----------------------------|
| <b>GAS FIREPLACES</b> | Prices available on request |
|-----------------------|-----------------------------|

|                              |                             |
|------------------------------|-----------------------------|
| <b>SALT – bulk &amp; bag</b> | Prices available on request |
|------------------------------|-----------------------------|

|                   |                             |
|-------------------|-----------------------------|
| <b>SALT BOXES</b> | Prices available on request |
|-------------------|-----------------------------|

| <b>CUTTING-CHISEL CUTS - Natural Stone, Precast Sills &amp; Coping</b> |                 |
|--|-----------------|
| Rock facing, cutting and special requests                              | Ask for pricing |

| <b>PEBBLE GARBAGE CONTAINERS</b> |    |                 |
|----------------------------------|----|-----------------|
| Garbage only 32" x 24" O.D.      | ea | Ask for Pricing |
| Dome only                        |    | Ask for Pricing |

| <b>ARCHITECTURAL PRECAST PRODUCTS</b>   |                        |
|---|------------------------|
| Keystones, Pier Caps, Windowsills, Spring Blocks, Quoins, Copings, Balls, Columns, Lintels, Arches, Pilasters, Louvre Surrounds, Plynth | <b>ASK FOR PRICING</b> |



## DRAINAGE ACCESSORIES

### WEEPING TILE

|   |   |                            |                                 |                                  |                               |                     |                             |          |
|---|---|----------------------------|---------------------------------|----------------------------------|-------------------------------|---------------------|-----------------------------|----------|
| Perforated with filter cut to size        |   |                            |                                 |                                  |                               | lin ft              | \$1.44                      |          |
| Solid/Perforated/Yellowline 100' Coil     |   |                            |                                 |                                  |                               | 4"                  | \$86.25                     |          |
| Perforated with filter 100' coil          |   |                            |                                 |                                  |                               |                     | ea                          | \$112.13 |
| Perforated with filter 250' coil          |   |                            |                                 |                                  |                               |                     |                             | \$280.31 |
| Coupling                                  | Caps                                    | PVC Adaptors               | 90o Elbow                       | Down Spout                       | Tee's-Wye                     | Reducing Y's        |                             |          |
| \$2.59                                    | \$2.59                                  | \$5.18                     | \$8.80                          | \$7.51                           | \$6.04                        | \$8.80              |                             |          |
| Perforated with filter 100' coil          |   |                            |                                 |                                  |                               | 6"                  | \$293.25                    |          |
| Solid 100' coil                           |   |                            |                                 |                                  |                               |                     | ea                          | \$244.95 |
| Coupling                                  | Tee-Wye                                 | Reducer 6"x4"              | Caps                            | 90o Elbow                        | Y's                           |                     |                             |          |
| \$6.56                                    | \$18.46                                 | \$12.42                    | \$5.69                          | \$18.46                          | \$19.58                       |                     |                             |          |
| Sump Liner                                |   |                            | 18" x 22" 22gal                 |                                  |                               | ea                  | \$57.88                     |          |
| Sump Lid                                  |   |                            |                                 |                                  |                               |                     | \$57.88                     |          |
| <b>Dimple Membrane</b>                    |   |                            |                                 |                                  |                               |                     |                             |          |
| 10' x 65.5'                               |   |                            | 650sqft/roll                    |                                  |                               | ea                  | \$353.20                    |          |
| 8' x 65.5' ( ST )                         |   |                            | 525sqft/roll                    |                                  |                               |                     | \$240.01                    |          |
| 8' x 65.5' ( DT )                         |   |                            | 525sqft/roll                    |                                  |                               |                     | \$240.01                    |          |
| 7'.3" x 65.5'                             |   |                            | 476sqft/roll                    |                                  |                               |                     | \$217.59                    |          |
| 6'.9" x 65.5'                             |   |                            | 445sqft/roll                    |                                  |                               |                     | \$203.44                    |          |
| 6'.6" x 65.5'                             |   |                            | 426sqft/roll                    |                                  |                               |                     | \$194.74                    |          |
| 6' x 65.5'                                |   |                            | 394sqft/roll                    |                                  |                               |                     | \$180.11                    |          |
| 5'.5" x 65.5'                             |   |                            | 355sqft/roll                    |                                  |                               |                     | \$162.29                    |          |
| 3'.7" x 65.5'                             |   |                            | 185sqft/roll                    |                                  |                               |                     | \$100.49                    |          |
| <b>Membrane Accessories</b>               |   |                            |                                 |                                  |                               |                     |                             |          |
| Speed Clip - Box                          |   |                            | 65pcs/Box                       |                                  |                               | ea                  | \$46.68                     |          |
| Speed Clip - Bulk Box                     |   |                            | 325pcs/Bulk Box                 |                                  |                               |                     | \$177.78                    |          |
| Moulding ( Black or Orange ) - Pack       |   |                            | 10pcs/Pack                      |                                  |                               |                     | \$38.16                     |          |
| Plugs - Bag                               |   |                            | 250pcs/Bag                      |                                  |                               |                     | \$40.56                     |          |
| Plugs - Bulk                              |   |                            | 15,000pcs/Box                   |                                  |                               |                     | \$1,751.38                  |          |
| Washer - Bag                              |   |                            | 65pcs/Bag                       |                                  |                               |                     | \$17.53                     |          |
| Washer- Box                               |   |                            | 1,500pcs/Box                    |                                  |                               |                     | \$263.48                    |          |
| <b>PVC SOLVENT WELD SEWER &amp; DRAIN</b> |   |                            |                                 |                                  |                               |                     |                             |          |
| Pipes – Solid Green & Solid White - DR35  |   |                            |                                 |                                  |                               | ea                  | \$31.91                     |          |
| Pipes – Solid Green & Solid White - DR35  |   |                            |                                 |                                  |                               |                     | \$86.25                     |          |
| Cement                                    |   |                            |                                 |                                  |                               |                     | \$27.66                     |          |
| <b>Fittings – 4"</b>                      |   |                            |                                 |                                  |                               |                     |                             |          |
| 22 1/2" Bend P1704                        | 45" Bend P504                           | 90" Short Bend P204        | 90" Bend Hub to Hub P256        | Wye P304                         | Sanitary Tee P156             | Coupling P604       | Repair Coupling P605        |          |
| \$9.57                                    | \$8.67                                  | \$11.87                    | \$11.52                         | \$14.09                          | \$17.68                       | \$5.28              | \$9.14                      |          |
| 4x3 Hub to Hub Coupling P655              | 4x3 Reducer Hub to Spigot Coupling P654 | Weeper to PVC Adapter P674 | Clay Pipe Adapter P754          | Drain Gate P911                  | Countersunk Plug P1144        | Threaded Plug P1154 | Thread Female Adapter P1404 |          |
| \$9.27                                    | \$7.97                                  | \$30.41                    | \$34.57                         | \$11.21                          | \$7.84                        | \$7.66              | \$13.59                     |          |
| DWV 4x3 Spigot P1208                      | Thread Male Adapter P1304               | Straight Tee P104          | 4x3 Bushing Spigot to Hub P1211 | 6x4 Reducer Bushing Spigot P1216 | Cap P1604                     | Cleanout Tee P1104  | 90" Bend Hub to Spigot P274 |          |
| \$4.20                                    | \$12.88                                 | \$12.78                    | \$14.48                         | \$25.91                          | \$5.59                        | \$20.06             | \$13.39                     |          |
| <b>Fittings – 6"</b>                      |   |                            |                                 |                                  |                               |                     |                             |          |
| Straight Tee P106                         | 90" Bend Long Turn Hub to Hub P257      | 45" Wye P306               | 45" Bend P506                   | Coupling P606                    | 6" x 4" Coupling Reducer P661 | Cap P1606           | Sanitary Tee P157           |          |
| \$51.14                                   | \$35.82                                 | \$52.66                    | \$28.13                         | \$16.12                          | \$24.31                       | \$26.74             | \$139.08                    |          |

| <b>ACO DRAIN SYSTEMS</b>  | <b>Cost</b> |
|---|-------------|
| Hexaline Plastic Channel ( 1 m ) - ea - 319200                                      | \$19.93     |
| HexaLine GaragePack Black Plastic Channel & Microgrip Grate - ea - 19305            | \$116.70    |
| HexaLine GaragePack Black Plastic Channel & Galvanized Steel Grate - ea - 19309     | \$117.85    |
| DrainLine 100 Polymer Concrete Channel ( 1m ) - 38509                               | \$37.01     |
| <b>HexaLine &amp; DrainLine 100 Grates &amp; Accessories</b>                        |             |
| Galvanized Steel Slotted Grated ( 1 m )- ea - 38516                                 | \$16.13     |
| Stainedless Steel Slotted Grate ( 1 m ) - ea - 310307                               | \$112.91    |
| Stainless Steel Longitudinal Grate ( 1 m ) - ea - 10323                             | \$201.14    |
| Black Plastic Microgrip Grated ( 1 m ) - ea - 319250                                | \$15.18     |
| Ductile Iron Slotted Grate ( 0.5 m ) - ea - 310309                                  | \$28.46     |
| Black Plastic Grated ( 0.5 m ) - ea - 319554  | \$16.13     |
| Plastic Black Corner - ea - 319560  | \$29.42     |
| Black Plastic Closing End Cap - ea - 319288   | \$3.80      |
| Black Plastic 4" dia outlet Cap - ea - 319289                                       | \$11.39     |
| Accessory Pack - 2 end caps , bottom outlet & leaf Guard - ea - 19303               | \$18.98     |
| In-line catch basin with galv. steel slot grate ( 0.5 m ) - ea - 38703              | \$127.13    |
| Grate Removal Tool - ea -03429  | \$23.72     |
| <b>DrainLine 150</b>  |             |
| Polymer Concrete Channel with Galvanized Steel Mesh Grate ( 1 m ) -ea - 03612       | \$142.31    |
| Polymer Concrete Channel with Galvanized Steel Mesh Grate ( 0.5 m ) -ea - 03616     | \$84.44     |
| Polymer Concrete Catch Basin with Galvanized Steel Mesh Grate ( 0.5 m ) -ea - 04093 | \$137.57    |
| Polymer Concrete Closing End Cap - ea - 03697                                       | \$21.83     |
| <b>GalaLine Grates &amp; Accessories</b>  |             |
| GalaLine Plastic Channel ( 1 m ) - ea - 11440                                       | \$42.70     |
| Galvanized Steel Slotted Grate ( 1 m ) -ea - 11445                                  | \$37.01     |
| Ductile Iron Slotted Grate ( 0.5 m ) - ea - 11450                                   | \$48.39     |
| Bottom outlet 4" Pipe - ea - 11285  | \$28.46     |
| Bottom outlet 6" Pipe - ea - 11286  | \$28.46     |
| Black Plastic Closing End Cap - ea - 11433  | \$7.59      |
| Black Plastic 4" dia outlet Cap - ea - 11434  | \$11.39     |
| GrassGrid - ea - 81071  | \$13.28     |
| <b>Concrete PointDrain</b>  |             |
| 10" Polymer Concrete Base with Frame & Iron Grate - ea - 36893                      | \$195.44    |
| 10" Polymer Concrete Base with Galvanized Grate - ea - 01583                        | \$116.70    |
| 10" Polymer Concrete Riser - ea - 02102   | \$106.26    |
| <b>Plastic PointDrain</b>   |             |
| 8" Plastic Base - ea -78023   | \$15.18     |
| 12" Plastic Base - ea - 78030   | \$37.95     |
| 8" Plastic Grate - ea - 77997   | \$18.03     |
| 8" Aluminum Grate - ea -78002   | \$39.85     |
| 12" Plastic Grate - ea - 73681  | \$21.83     |
| 12" Aluminum Grate - ea -78019  | \$51.23     |
| <b>DrainMat</b>   |             |
| Small Polymer Concrete Base - ea - 00398  | \$103.42    |
| Small Plastic Base - ea - 82500   | \$47.44     |
| Small Mat Frame - ea - 01995  | \$63.57     |
| Large Polymer Concrete Base - ea - 00400  | \$172.67    |
| Large Mat Frame - ea - 01997  | \$74.96     |
| Small Galvanized Mesh Mat - ea - 01207  | \$61.67     |
| Large Galvanized Mesh Mat - ea - 01209  | \$134.72    |
| Small Aluminum/Rubber Mat - ea - 01213  | \$168.88    |
| Large Aluminum/Rubber Mat - ea - 01215  | \$356.73    |
| Small S/S Wedge-Wire Mat - ea - 97972   | \$1,292.20  |
| Large S/S Wedge-Wire Mat - ea - 97975   | \$2,588.19  |

| FRAME & GRATE ,CATCH BASIN & MANHOLE PIPE    |  |            |
|--|--|------------|
| Item   |  |            |
| CB Frame & Grate Beehive JW105B- ea          |  | \$661.02   |
| CB Frame & Grate Birdcage JW109- ea          |  | \$661.02   |
| CB Frame & Grate Dished Bikeproof JW107A- ea |  | \$469.89   |
| CB Frame & Grate Flat Bikeproof JW100A- ea   |  | \$469.89   |
| CB Frame & Grate KWC JW112- ea               |  | \$517.67   |
| CB Frame & Grate KWC w/Lugs JW112A- ea       |  | \$517.67   |
| MH Frame & Grate Cover Plain Danger- ea      |  | \$414.12   |
| MH Frame & Grate Sanitary- ea                |  | \$414.12   |
| MH Frame & Grate Perforated- ea              |  | \$414.12   |
| MH Frame & Grate Sewer (Plain)- ea           |  | \$414.12   |
| MH Frame & Grate Storm- ea                   |  | \$414.12   |
| MH Frame & Grate Water- ea                   |  | \$414.12   |
| MH Frame & Grate Water Tight JW-153WT ea     |  | \$676.95   |
| Manhole Grade Ring 2" (50mm) - ea            |  | \$30.82    |
| Manhole Grade Ring 3" (75mm) - ea            |  | \$42.90    |
| Manhole Grade Ring 6" (150mm) w/step - ea    |  | \$227.82   |
| Manhole Grade Ring 12" (300mm) w/step - ea   |  | \$330.97   |
| Manhole Grade Ring 3" (75mm) w/step - ea     |  | \$76.88    |
| Manhole 1200 mm (4') Base Slab - ea          |  | \$799.60   |
| Manhole 1500 mm (5') Base Slab - ea          |  | \$1,593.10 |
| Manhole 1200 mm (4') Flat Cap - ea           |  | \$799.60   |
| Manhole 1500 mm (5') Flat Cap - ea           |  | \$1,593.10 |
| Manhole Riser 4x1' (1200x.305mm) - ea        |  | \$311.94   |
| Manhole Riser 4x2' (1200x.610mm) - ea        |  | \$623.82   |
| Manhole Riser 4x3' (1200x.914mm) - ea        |  | \$934.72   |
| Manhole Riser 4x4' (1200x1.219mm) - ea       |  | \$1,246.66 |
| Manhole Riser 5x1' (1500x.305mm) - ea        |  | \$472.77   |
| Manhole Riser 5x2' (1500x.610mm) - ea        |  | \$945.53   |
| Manhole Riser 5x3' (1500x.914mm) - ea        |  | \$1,416.74 |
| Manhole Riser 5x4' (1500x1.219mm) - ea       |  | \$1,889.45 |
| Manhole Steps 16" Hollow Alum. - ea          |  | \$40.14    |
| Manhole 4' Cone (Taper Top) - ea             |  | \$1,403.35 |
| Manhole 4' Ton Swift Lifts - ea              |  | \$553.55   |
| Manhole 8' Ton Swift Lifts - ea              |  | \$1,041.90 |
| Catch Basin 2'x2'x3.5' - ea                  |  | \$714.44   |
| Catch Basin 2'x2'x4' - ea                    |  | \$816.50   |
| Catch Basin 2'x2'x4.5' - ea                  |  | \$918.56   |
| Catch Basin 2'x2'x5' - ea                    |  | \$1,020.63 |
| Catch Basin 2'x2'x5.5' - ea                  |  | \$1,122.69 |
| Catch Basin 2'x2'x6' - ea                    |  | \$1,224.75 |
| Catch Basin Grade Ring 2'x2'x5" - ea (125mm) |  | \$93.27    |
| Catch Basin Grade Ring 2'x2'x6" - ea (150mm) |  | \$208.44   |
| Catch Basin Grade Ring 2'x2'x2" - ea (50mm)  |  | \$23.75    |
| Catch Basin Grade Ring 2'x2'x3" - ea (75mm)  |  | \$34.79    |
| Catch Basin Riser 2'x2'x1' - ea              |  | \$204.24   |
| Catch Basin Riser 2'x2'x2' - ea              |  | \$408.54   |
| Catch Basin Riser 2'x2'x3' - ea              |  | \$612.09   |

| CATCH BASIN  |                  |          |         |          |
|--|------------------|----------|---------|----------|
| 18" x 18" x 24" high I.D.  | (45 x 45 x 60cm) | 2" walls | ea      | \$178.25 |
| 24" x 24" x 36" high I.D.  |                  | 3" walls |         | \$253.00 |
| 24" x 24" x 12" Riser Extension  |                  | 3" walls |         | \$161.29 |
| Catch Basin Frame & Grate – Steel  | 27" x 27"        |          |         | \$289.80 |
| Garage Catch Basin Grate – Steel   | 21" x 21"        |          |         | \$267.38 |
| Plastic Catch Basin  | 9" x 14" x9"     |          |         | \$50.60  |
|  | 11" x 11" x15"   |          |         | \$50.60  |
|  | 16" x 16" x15"   |          | \$71.59 |          |
| Special sizes on frame and cover on request - Con-Cast also available - please ask for pricing |                  |          |         |          |

| <b>ARMTEC Solid PVC Culvert 20' Length</b> |         |      |            |
|--|---------|------|------------|
| Item                                       | Code    |      | Cost       |
| B2 250mm ( 10" ) Soild - ea                | XAN2256 | each | \$215.80   |
| B2 250mm ( 10" ) Split Coupler - ea        | XAC7250 |      | \$14.66    |
| B2 300mm ( 12" ) Soild - ea                | XAN2306 |      | \$294.98   |
| B2 300mm ( 12" ) Split Coupler - ea        | XAC7300 |      | \$15.27    |
| B2 375mm ( 15" ) Soild - ea                | XAN2376 |      | \$432.11   |
| B2 375mm ( 15" ) Split Coupler - ea        | XAC7370 |      | \$23.21    |
| B2 450mm ( 18" ) Soild - ea                | XAN2456 |      | \$622.55   |
| B2 450mm ( 18" ) Split Coupler - ea        | XAC7450 |      | \$34.42    |
| B2 525mm ( 21" ) Soild - ea                | XAN2526 |      | \$812.99   |
| B2 525mm ( 21" ) Split Coupler - ea        | XAC7520 |      | \$50.89    |
| B2 600mm ( 24" ) Soild - ea                | XAN2606 |      | \$986.87   |
| B2 600mm ( 24" ) Split Coupler - ea        | XAC7600 |      | \$61.41    |
| B2 750mm ( 30" ) Soild - ea                | XAN2756 |      | \$1,472.29 |
| B2 750mm ( 30" ) Split Coupler - ea        | XAC7750 |      | \$122.39   |
| B2 900mm ( 36" ) Soild - ea                | XAN2906 |      | \$2,130.03 |
| B2 900mm ( 36" ) Split Coupler - ea        | XAC7900 |      | \$135.07   |

**NATURAL STONE**

**STEPS / CURBING / HEARTHES / MANTELS / COPING / LANDSCAPE TREADS / WINDOW SILLS**

**For Steps longer than 6', 25% will be added to listed price or as listed**

| <b>ALGONQUIN GRANITE</b> |                           |      |          |
|--------------------------|---------------------------|------|----------|
| Dana Black               | Coping Flamed & RockFaced | sqft | \$35.64  |
|                          | Step 6"Flamed & RockFaced |      | \$114.43 |

| <b>BIRMINGHAM SANDSTONE STEPS RUSSELL STONE</b> |         |       |         |
|---|---------|-------|---------|
| 6" Sawn   | 3' – 6' | sq.ft | \$28.75 |
| 7.75" Sawn                                      | 3' – 6' |       | \$32.20 |

| <b>BSRG - Steps and Coping</b>     |                                     |           |       |                                    |         |
|------------------------------------|-------------------------------------|-----------|-------|------------------------------------|---------|
| Wiarion Brown                      | Natural - 2' to 4' x 16"            | 6" - 8" H | sq.ft | \$47.44                            |         |
|                                    | Natural - 4' to 6' x 16"            |           |       | \$50.89                            |         |
|                                    | Natural - 6' to 8' x 16"            |           |       | \$62.96                            |         |
| Eramosa                            | Sawn , Sandblasted - 2' to 4' x 16" | 7"        | sq.ft | \$50.60                            |         |
|                                    | Sawn , Sandblasted - 4' to 6' x 16" |           |       | \$54.05                            |         |
|                                    | Sawn , Sandblasted - 6' to 8' x 16" |           |       | \$68.71                            |         |
|                                    | Bush Hammered - 2' to 4' x 16"      | 7"        |       | \$54.05                            |         |
|                                    | Bush Hammered - 4' to 6' x 16"      |           |       | \$57.50                            |         |
|                                    | Bush Hammered - 6' to 8' x 16"      |           |       | \$72.16                            |         |
| <b>Coping - 12", 14", 16" Wide</b> |                                     |           |       |                                    |         |
| Wiarion                            | Natural - Random Lengths            | 2"        | sq.ft | \$27.31                            |         |
|                                    |                                     | 3"        |       | \$27.60                            |         |
|                                    |                                     | 4"        |       | \$31.34                            |         |
| Eramosa                            | Sandblasted Rockfaced - 2' to 4'    | 2.25"     | sq.ft | \$27.60                            |         |
|                                    |                                     |           |       | Sandblasted Rockfaced - 4' to 6'   | \$31.05 |
|                                    |                                     |           |       | Sandblasted Bullnose - 2' to 4'    | \$47.44 |
|                                    |                                     |           |       | Sandblasted Bullnose - 4' to 6'    | \$50.89 |
|                                    |                                     |           |       | Bush Hammered Rockfaced - 2' to 4' | \$36.23 |
|                                    |                                     |           |       | Bush Hammered Rockfaced - 4' to 6' | \$39.68 |

| <b>CROW STONE - GREY</b> |           |         |
|--------------------------|-----------|---------|
| 3" thick, 12" - 46" wide | Per sq ft | \$26.45 |

| <b>CHINA BANAS - BH, FLAMED, WATERJET - 2" Rock Faced, 6" Rock Faced</b> |                            |        |          |         |
|--|----------------------------|--------|----------|---------|
| Granite  |                            |        | RF       | BN      |
| Black Pearl - Flamed/Sawn  | 1"x48"x12"w                | sq. ft | \$30.35  |         |
|  | 2"x48"-72"x12"-16"w        |        | \$46.40  | \$53.65 |
|  | 2"x48"x12"-16"w REBATED    |        | \$51.23  |         |
|  | 6"x48"-72"x12"-16"w        | ea     | \$134.03 |         |
|  | 7"x48"-72"x12"-16"w        |        | \$152.38 |         |
|  | 6"x31"x6" Step Filler/Curb |        | \$255.19 |         |
|  | 7"x31"x6" Step Filler/Curb |        | \$291.64 |         |
| Fine Grey - Flamed/Sawn  | 2"x48"-72"x12"-16"w        |        | \$27.91  |         |
| Jet Black - Flamed/Sawn  | 1"x48"x12"w                | sq.ft  | \$19.84  |         |
|  | 2"x48"x12"-16"w REBATED    |        | \$39.04  | \$42.49 |
|  | 2"x48"-72"x12"-16"w        |        | \$35.59  | \$39.04 |
|  | 6"x48"-72"x12"-16"w        |        | \$94.99  |         |
|  | 7"x48"-72"x12"-16"w        |        | \$102.70 |         |
|  | 7"x31"x6" Step Filler/Curb | ea     | \$242.94 |         |
| Paradiso - Flamed/Sawn   | 2"x48"-72"x12"-16"w        | sq.ft  | \$22.80  |         |
|  | 6"x48"-72"x12"-16"w        |        | \$96.60  |         |
|  | 1"x48"x12"w                |        | \$22.51  |         |
| Somber - Flamed/Sawn   | 2"x48"x12"-16"w REBATED    | sq.ft  | \$40.37  |         |
|  | 2"x48"-72"x12"-16"w        |        | \$35.05  | \$43.14 |
|  | 6"x48"-72"x12"-16"w        |        | \$103.49 |         |
|  | 7"x48"-72"x12"-16"w        |        | \$120.62 |         |
|  | 6"x31"x6" Step Filler/Curb | ea     | \$231.04 |         |
|  | 7"x31"x6" Step Filler/Curb |        | \$267.49 |         |

| <b>CHINA BANAS - BH, FLAMED, WATERJET - 2" Rock Faced, 6" Rock Faced - cont.</b> |                            |          |          |         |
|--|----------------------------|----------|----------|---------|
| <b>Limestone</b>   |                            |          |          |         |
| Algonquin Brown - Acid Washed/Sawn/2SRF  | 2"x48"-72"x12"-16"w        | sq.ft    | \$11.85  |         |
|  | 6"x48"-72"x12"-16"w        |          | \$50.31  |         |
| Antique Black - Acid Washed/Sawn   | 1"x48"x12"w                |          | \$21.41  |         |
|  | 2"x48"x12"-16"w REBATED    |          | \$31.43  | \$38.92 |
|  | 2"x48"-72"x12"-16"w        |          | \$29.01  | \$36.50 |
|  | 6"x48"-72"x16"w            |          | \$85.62  |         |
|  | 7"x48"-72"x12"-16"w        |          | \$103.72 |         |
|  | 1" Thich Riser 6"-7" x 48" |          | \$16.28  |         |
|  | 6"x31"x6" Step Filler/Curb |          | \$199.64 |         |
|  | 7"x31"x6" Step Filler/Curb |          | \$236.10 |         |
| Silver Grey - Flamed/Sawn  | 1"x48"x12"w                | \$21.41  |          |         |
|  | 2"x48"x12"-16"w REBATED    | \$31.43  | \$38.92  |         |
|  | 2"x48"-72"x12"-16"w        | \$29.01  | \$36.50  |         |
|  | 6"x48"-72"x16"w            | \$85.62  |          |         |
|  | 7"x48"-72"x12"-16"w        | \$103.72 |          |         |
|  | 1" Thich Riser 6"-7" x 48" | \$16.28  |          |         |
|  | 6"x31"x6" Step Filler/Curb | \$199.64 |          |         |
|  | 7"x31"x6" Step Filler/Curb | \$236.10 |          |         |
| <b>Sandstone</b>   |                            |          |          |         |
| Brown Wave - Flamed/Sawn   | 2"x48"-72"x12"-16"w        | sq.ft    | \$12.71  |         |
|  | 6"x48"-72"x12"-16"w        |          | \$46.92  |         |

| <b>CHINA OAKVILLE - SB, FLAMED, BRUSHED, ACID WASHED - 2" Rock Faced</b> |                                   |        |          |         |
|--|-----------------------------------|--------|----------|---------|
| <b>Granite (Oxford Series)</b>   |                                   |        |          |         |
| Midnight Black - Flamed  | 2"x48"x12" REBATED                | sq. ft | \$34.07  |         |
|  | 2"x48"-96"x12"-24"w               |        | \$32.26  | \$34.33 |
|  | 7"x31"x6" Step Filler/Curb        | ea     | \$135.56 |         |
| Midnight Black BH or FL 3SRF   | 7"x48"-72"x12"-24"w               | sq. ft | \$104.48 |         |
| <b>Limestone (Hampton Series)</b>  |                                   |        |          |         |
| Algonquin Brown - Acid Washed  | 2"x48"-96"x12"-24"w               | sq. ft | \$22.83  | \$23.52 |
|  | 7"x48"-72"x12"-24"w               |        | \$74.52  |         |
| Antique/Hampton Lime - FL/BR/AW  | 2"x48"x12" REBATED                | sq. ft | \$28.90  |         |
|  | 2"x48"-96"x12"-24"w               |        | \$27.17  | \$32.00 |
|  | 7"x31"x6" Step Filler/Curb        | ea     | \$118.74 |         |
| Brown Wave - Flamed  | 7"x48"-72"x12"-24"w               | sq. ft | \$83.26  |         |
|  | <b>Sandstone (Hampton Series)</b> |        |          |         |
| Brown Wave - Flamed  | 2"x48"-96"x12"-24"w               | sq. ft | \$16.91  | \$19.15 |
|  | 7"x48"-72"x12"-24"w               |        | \$67.10  |         |

| <b>CHINA IMPEX - 2" Rock Faced</b> |                            |          |          |          |
|------------------------------------|----------------------------|----------|----------|----------|
| <b>Sandstone</b>                   |                            |          |          |          |
| Blue (Thermal)                     | 2"x48"x12"-16"w            | sq. ft   | RF       | BN       |
|                                    | 6"x48"-72"x12"-16"w        |          | \$21.85  |          |
| Midnight Black                     | 6"x48"-72"x12"-16"w        | sqft     | \$64.86  |          |
|                                    | 2"x48"-72"x12"-16"w        |          | \$31.65  | \$35.10  |
|                                    | 6"x48"-72"x12"-16"w        |          | \$87.42  |          |
|                                    | 7"x48"-72"x12"-16"w        | \$104.90 |          |          |
|                                    | 6"x31"x6" Step Filler/Curb | ea       | \$122.33 |          |
| New Muskoka                        | 7"x31"x6" Step Filler/Curb | ea       | \$138.08 |          |
|                                    | 2"x48"-72"x12"-16"w        |          | \$32.51  | \$35.96  |
|                                    | 6"x48"-72"x12"-16"w        | sqft     | \$104.67 |          |
|                                    | 7"x48"-72"x12"-16"w        |          | \$122.15 |          |
|                                    | 6"x31"x6" Step Filler/Curb |          | ea       | \$148.43 |
|                                    | 7"x31"x6" Step Filler/Curb | ea       | \$161.92 |          |

**CHINA SUNNYWEI - Flamed, SB - 2" Bullnosed, 6" Rock Faced**

| <b>Basalt</b>                        |                     |       | RF      | BN      |
|--------------------------------------|---------------------|-------|---------|---------|
| Black - Flamed                       | 2"x48"-72"x12"-16"w |       | \$20.30 | \$21.22 |
| Black - Flamed 3SRF                  | 6"x48"-72"x12"-16"w |       | \$67.28 |         |
| <b>Granite</b>                       |                     |       |         |         |
| Crystal Black - Flamed               | 2"x48"-72"x12"-16"w |       | \$33.81 | \$34.50 |
| Crystal Black - Flamed 3SRF          | 6"x48"-72"x12"-16"w |       | \$87.92 |         |
| Dark Grey - Flamed                   | 2"x48"-72"x12"-16"w |       | \$23.29 | \$23.81 |
| Dark Grey - Flamed 3SRF              | 6"x48"-72"x12"-16"w |       | \$74.18 |         |
|                                      | 7"x48"-72"x12"-16"w |       | \$83.93 |         |
| East Jet Black - Flamed              | 2"x48"-72"x12"-16"w |       | \$25.88 | \$26.91 |
| East Jet Black - Flamed 3SRF         | 6"x48"-72"x12"-16"w |       | \$78.95 |         |
|                                      | 7"x48"-72"x12"-16"w |       | \$89.30 |         |
| Ebony - Flamed                       | 2"x48"-72"x12"-16"w |       | \$25.88 | \$26.91 |
| Ebony - Flamed 3SRF                  | 6"x48"-72"x12"-16"w |       | \$68.60 |         |
|                                      | 7"x48"-72"x12"-16"w |       | \$78.43 |         |
| Grain White Flamed                   | 2"x48"-72"x12"-16"w |       | \$21.16 | \$22.54 |
| Grain White Flamed 3SRF              | 6"x48"-72"x12"-16"w |       | \$71.59 |         |
| Green Butterfly - Flamed             | 2"x48"-72"x12"-16"w |       | \$22.25 | \$25.01 |
| Green Butterfly - Flamed 3SRF        | 6"x48"-72"x12"-16"w |       | \$60.38 |         |
| Jet Black - Flamed                   | 2"x48"-72"x12"-16"w |       | \$32.43 | \$32.72 |
| Jet Black - Flamed 3SRF              | 6"x48"-72"x12"-16"w |       | \$94.88 |         |
|                                      | 7"x48"-72"x12"-16"w |       | \$98.27 |         |
| New Sunrise - FL                     | 2"x48"-72"x12"-16"w |       | \$18.92 | \$19.67 |
| New Sunrise - FL                     | 6"x48"-72"x12"-16"w |       | \$54.34 |         |
| Peach - Flamed                       | 2"x48"-72"x12"-16"w |       | \$17.19 | \$18.57 |
| Peach - Flamed 3SRF                  | 6"x48"-72"x12"-16"w |       | \$63.83 |         |
| Rain Cloud - Flamed                  | 2"x48"-72"x12"-16"w |       | \$21.56 | \$22.25 |
| Rain Cloud - Flamed 3SRF             | 6"x48"-72"x12"-16"w |       | \$68.14 |         |
|                                      | 7"x48"-72"x12"-16"w |       | \$76.76 |         |
| Royal Pink - Flamed                  | 2"x48"-72"x12"-16"w |       | \$19.84 | \$20.13 |
| Royal Pink - Flamed 3SRF             | 6"x48"-72"x12"-16"w | sq.ft | \$65.55 |         |
|                                      | 7"x48"-72"x12"-16"w |       | \$74.18 |         |
| Salt & Pepper - Flamed               | 2"x48"-72"x12"-16"w |       | \$18.11 | \$18.57 |
| Salt & Pepper - Flamed 3SRF          | 6"x48"-72"x12"-16"w |       | \$56.93 |         |
|                                      | 7"x48"-72"x12"-16"w |       | \$64.46 |         |
| Sea Wave - Flamed                    | 2"x48"-72"x12"-16"w |       | \$17.19 | \$18.57 |
| Sea Wave - Flamed 3SRF               | 6"x48"-72"x12"-16"w |       | \$63.83 |         |
| Sunrise - BH                         | 2"x48"-72"x12"-16"w |       | \$20.70 | \$21.56 |
| Sunrise - BH 3SRF                    | 6"x48"-72"x12"-16"w |       | \$68.14 |         |
|                                      | 7"x48"-72"x12"-16"w |       | \$76.76 |         |
| Sunrise - SB                         | 2"x48"-72"x12"-16"w |       | \$19.78 | \$20.47 |
| Sunrise - SB 3SRF                    | 6"x48"-72"x12"-16"w |       | \$68.14 |         |
| Tiger Grain - Flamed                 | 2"x48"-72"x12"-16"w |       | \$17.19 | \$18.57 |
| Tiger Grain - Flamed 3SRF            | 6"x48"-72"x12"-16"w |       | \$63.83 |         |
| <b>Limestone</b>                     |                     |       |         |         |
| New Beige - SB/Antique               | 2"x48"-72"x12"-16"w |       | \$28.92 | \$29.79 |
| New Beige - SB                       | 6"x48"-72"x12"-16"w |       | \$68.94 |         |
| Ontario Gray - SB                    | 2"x48"-72"x12"-16"w |       | \$22.02 | \$22.37 |
| Ontario Gray - SB                    | 6"x48"-72"x12"-16"w |       | \$68.94 |         |
| Silver Valley Gray - Acid Washed     | 2"x48"-72"x12"-16"w |       | \$18.11 | \$19.93 |
| Silver Valley Gray - Acid Washed     | 6"x48"-72"x12"-16"w |       | \$57.79 |         |
|                                      | 7"x48"-72"x12"-16"w |       | \$66.07 |         |
| Silver Valley Gray - Flamed          | 2"x48"-72"x12"-16"w |       | \$17.51 | \$19.32 |
| Silver Valley Gray - Flamed 3SRF     | 6"x48"-72"x12"-16"w |       | \$56.93 |         |
|                                      | 7"x48"-72"x12"-16"w |       | \$65.15 |         |
| <b>Sandstone</b>                     |                     |       |         |         |
| Oak (Brown Wave) - Flamed            | 2"x48"-72"x12"-16"w |       | \$17.19 | \$18.63 |
| Oak (Brown Wave) - Flamed 3SRF       | 6"x48"-72"x12"-16"w |       | \$59.51 |         |
| <b>Slate/Quartz</b>                  |                     |       |         |         |
| Yellow Quartz - Natural (Wood Grain) | 2"x48"-72"x12"-16"w |       | \$17.19 |         |

| <b>CHINA PIER CAPS - Flamed, BH - 2" + 3" Rock Faced</b> |  |       |           |           |
|--|--|-------|-----------|-----------|
| Basalt   |  | sq.ft | <b>2"</b> | <b>3"</b> |
| All Colours  |  |       | \$40.25   | \$51.75   |
| Jet Black, East Black, New Beige, Crystal Black, Somber  |  |       | \$51.75   | \$63.25   |

| <b>CREDIT VALLEY STEPS</b> |                   |       |         |
|----------------------------|-------------------|-------|---------|
| 2" – 2.5" – 4' x 16"       | Sawn Top & bottom | sq.ft | \$50.60 |
| 3" – 4' x 16"              |                   |       | \$57.50 |
| 4" – 5" – 4' x 16"         |                   |       | \$69.00 |
| 6" – 7" – 4' x 16"         |                   |       | \$78.20 |
| 8" – 4' x 16"              |                   |       | \$88.55 |

| <b>ELITE BLUE GRANITE STEPS</b> |                                   |       |         |
|---------------------------------|-----------------------------------|-------|---------|
|                                 | 5" - 7"th - 16" wide - 3-4ft long | sq.ft | \$57.50 |

| <b>GOTT STEPS &amp; COPING</b>  |                                 |           |            |
|---|---------------------------------|-----------|------------|
| Wiarnton Eramosa - SB or Flamed RF3S                                  | 7" x 18" x 4'                   | sq.ft     | \$81.94    |
| Wiarnton Eramosa - SB or Flamed RF3S                                  | 7" x 18" x 5' – 8'              | sq.ft     | \$92.29    |
| Cut Step Ends (Fillers)   | 7"h x 6"d 14" l                 | each      | \$72.45    |
| Buck Bridge Cut Back Random -FL                                       | 7" x 3' to 8' Long x 18" to 24" | each      | On request |
| 2" thick, 12" or 16" wide, 3' or 4' long – SB or Flamed Top RF 1 Edge |                                 | Per sq ft | \$26.45    |
| 3" thick, 12" or 16" wide, 3' or 4' long – SB or Flamed Top RF 1 Edge |                                 | Per sq ft | \$31.34    |

**For India Coping/Steps longer than 6', 25% will be added to listed price**

| <b>INDIA BANAS - Bullnosed, Flamed, SB - 2" Rock Faced or Bullnosed, 6" Rock Faced</b> |                            |                            |          |          |         |
|--|----------------------------|----------------------------|----------|----------|---------|
| <b>Limestone</b>   |                            |                            | RF       | BN       |         |
|  | Kota Black                 | 1"x48"x12"w                | sq.ft    | \$11.33  |         |
|  |                            | 2"x48"x12"-16"w REBATED    |          | \$18.66  | \$30.61 |
|  |                            | 2"x48"-72"x12"-16"w        |          | \$16.77  | \$28.72 |
|  |                            | 6"x48"-72"x12"-16"w        |          | \$48.56  |         |
|  |                            | 1" Thich Riser 6" x 48"    |          | \$8.80   |         |
| 6"x31"x6" Step Filler/Curb   | ea                         | \$126.85                   |          |          |         |
| <b>Sandstone</b>   |                            |                            |          |          |         |
|  | Beige                      | 1"x48"x12"w                | sq.ft    | \$12.09  |         |
|  |                            | 2"x48"x12"-16"w REBATED    |          | \$22.46  | \$30.61 |
|  |                            | 2"x48"-72"x12"-16"w        |          | \$20.56  | \$28.72 |
|  |                            | 6"x48"-72"x12"-16"w        |          | \$55.02  |         |
|  |                            | 7"x48"-72"x12"-16"w        |          | \$64.73  |         |
|  |                            | 1" Thich Riser 6"-7" x 48" |          | \$9.83   |         |
|  | 6"x31"x6" Step Filler/Curb | ea                         | \$126.85 |          |         |
|  | 7"x31"x6" Step Filler/Curb | ea                         | \$149.85 |          |         |
|  | Bronte                     | 1"x48"x12"w                | sq.ft    | \$12.09  |         |
| 2"x48"x12"-16"w REBATED  |                            | \$21.42                    |          | \$30.61  |         |
| 2"x48"-72"x12"-16"w  |                            | \$19.53                    |          | \$28.72  |         |
| 6"x48"-72"x12"-16"w  |                            | \$53.20                    |          |          |         |
| 7"x48"-72"x12"-16"w  |                            | \$62.92                    |          |          |         |
| 1" Thich Riser 6"-7" x 48"   |                            | \$9.56                     |          |          |         |
| 6"x31"x6" Step Filler/Curb   |                            | ea                         |          | \$126.85 |         |
| 7"x31"x6" Step Filler/Curb   |                            | ea                         |          | \$149.85 |         |
| Brown  | 1"x48"x12"w                | sq.ft                      | \$12.09  |          |         |
|  | 2"x48"x12"-16"w REBATED    |                            | \$21.42  | \$30.61  |         |
|  | 2"x48"-72"x12"-16"w        |                            | \$19.53  | \$28.72  |         |
|  | 6"x48"-72"x12"-16"w        |                            | \$53.20  |          |         |
|  | 7"x48"-72"x12"-16"w        |                            | \$62.92  |          |         |
|  | 1" Thich Riser 6"-7" x 48" |                            | \$9.56   |          |         |
|  | 6"x31"x6" Step Filler/Curb |                            | ea       | \$126.85 |         |
|  | 7"x31"x6" Step Filler/Curb |                            | ea       | \$149.85 |         |



**INDIA BANAS - Bullnosed, Flamed, SB - 2" Rock Faced or Bullnosed, 6" Rock Faced - cont.**

|                            |                            |          |          |         |
|----------------------------|----------------------------|----------|----------|---------|
| Flint                      | 1"x48"x12"w                | sq.ft    | \$12.09  |         |
|                            | 2"x48"x12"-16"w REBATED    |          | \$21.42  | \$30.61 |
|                            | 2"x48"-72"x12"-16"w        |          | \$19.53  | \$28.72 |
|                            | 6"x48"-72"x12"-16"w        |          | \$53.20  |         |
|                            | 7"x48"-72"x12"-16"w        |          | \$62.92  |         |
|                            | 1" Thich Riser 6"-7" x 48" | \$9.56   |          |         |
|                            | 6"x31"x6" Step Filler/Curb | ea       | \$126.85 |         |
| 7"x31"x6" Step Filler/Curb | ea                         | \$149.85 |          |         |
| Fossil                     | 1"x48"x12"w                | sq.ft    | \$13.23  |         |
|                            | 2"x48"x12"-16"w REBATED    |          | \$23.70  | \$30.72 |
|                            | 2"x48"-72"x12"-16"w        |          | \$21.80  | \$28.72 |
|                            | 6"x48"-72"x12"-16"w        |          | \$59.95  |         |
| Dove Grey                  | 1"x48"x12"w                | sq.ft    | \$12.65  |         |
|                            | 2"x48"x12"-16"w REBATED    |          | \$22.18  | \$30.61 |
|                            | 2"x48"-72"x12"-16"w        |          | \$20.29  | \$28.72 |
|                            | 6"x48"-72"x12"-16"w        |          | \$56.72  |         |
|                            | 7"x48"-72"x12"-16"w        |          | \$64.54  |         |
|                            | 1" Thich Riser 6"-7" x 48" | \$10.03  |          |         |
|                            | 6"x31"x6" Step Filler/Curb | ea       | \$126.85 |         |
| 7"x31"x6" Step Filler/Curb | ea                         | \$149.85 |          |         |
| Imperial Black             | 1"x48"x12"w                | sq.ft    | \$14.82  |         |
|                            | 2"x48"x12"-16"w REBATED    |          | \$26.74  | \$35.85 |
|                            | 2"x48"-72"x12"-16"w        |          | \$24.84  | \$33.95 |
|                            | 6"x48"-72"x12"-16"w        |          | \$71.23  |         |
|                            | 7"x48"-72"x12"-16"w        |          | \$73.36  |         |
|                            | 1" Thich Riser 6"-7" x 48" | \$12.21  |          |         |
|                            | 6"x31"x6" Step Filler/Curb | ea       | \$145.82 |         |
| 7"x31"x6" Step Filler/Curb | ea                         | \$168.82 |          |         |
| Lavender                   | 1"x48"x12"w                | sq.ft    | \$12.09  |         |
|                            | 2"x48"x12"-16"w REBATED    |          | \$20.94  | \$30.61 |
|                            | 2"x48"-72"x12"-16"w        |          | \$19.04  | \$28.72 |
|                            | 6"x48"-72"x12"-16"w        |          | \$54.26  |         |
|                            | 7"x48"-72"x12"-16"w        |          | \$63.11  |         |
|                            | 1" Thich Riser 6"-7" x 48" | \$9.56   |          |         |
|                            | 6"x31"x6" Step Filler/Curb | ea       | \$126.85 |         |
| 7"x31"x6" Step Filler/Curb | ea                         | \$149.85 |          |         |
| Slate Grey                 | 1"x48"x12"w                | sq.ft    | \$12.65  |         |
|                            | 2"x48"x12"-16"w REBATED    |          | \$21.80  | \$30.61 |
|                            | 2"x48"-72"x12"-16"w        |          | \$19.91  | \$28.72 |
|                            | 6"x48"-72"x12"-16"w        |          | \$57.95  |         |
|                            | 7"x48"-72"x12"-16"w        |          | \$65.77  |         |
|                            | 1" Thich Riser 6"-7" x 48" | \$10.13  |          |         |
|                            | 6"x31"x6" Step Filler/Curb | ea       | \$126.85 |         |
| 7"x31"x6" Step Filler/Curb | ea                         | \$149.85 |          |         |
| Venetian Crema             | 2"x48"x12"-16"w            | sq.ft    | \$22.18  | \$32.51 |
|                            | 6"x48"-72"x12"-16"w        | sq.ft    | \$64.20  |         |
|                            | 6"x31"x6" Step Filler/Curb | ea       | \$157.21 |         |
| Venetian Mist              | 2"x48"x12"-16"w            | sq.ft    | \$26.44  | \$36.03 |
|                            | 6"x48"-72"x12"-16"w        | sq.ft    | \$77.30  |         |
|                            | 6"x31"x6" Step Filler/Curb | ea       | \$162.89 |         |

**INDIA PIER CAPS - Rock Faced - 3"**

|                                   |  |       |  |         |
|-----------------------------------|--|-------|--|---------|
|                                   |  | sq.ft |  | 3"      |
| All Colours Limestone & Sandstone |  |       |  | \$43.70 |

**INDIA OAKVILLE - 2"& 7" Rock Faced or Bullnosed/Flamed**

| Limestone |                            |       | RF      | BN      |
|-----------|----------------------------|-------|---------|---------|
| Black     | 2"x48"x12"-16"w REBATED    | sq.ft | \$20.53 |         |
|           | 2"x48"-72"x12"-24"w        |       | \$18.80 | \$27.43 |
|           | 6"x48"-72"x12"-24"w        |       | \$59.05 |         |
|           | 6"x31"x6" Step Filler/Curb | ea    | \$82.09 |         |

| <b>INDIA OAKVILLE - 2" &amp; 7" Rock Faced or Bullnosed/Flamed - cont.</b> |                            |         |          |         |
|--|----------------------------|---------|----------|---------|
| <b>Sandstone</b>   |                            |         |          |         |
| Autumn Brown   | 2"x48"-72"x12"-24"w        | sq.ft   | \$21.83  | \$30.43 |
|  | 7"x48"-72"x12"-24"w        |         | \$64.55  |         |
|  | 7"x31"x6" Step Filler/Curb | ea      | \$92.86  |         |
| Blue Ice   | 2"x48"x12"-16"w REBATED    | sq.ft   | \$25.19  | \$32.00 |
|  | 2"x48"-72"x12"-24"w        |         | \$23.38  |         |
|  | 6"x48"-72"x12"-24"w        |         | \$60.01  |         |
|  | 7"x48"-72"x12"-24"w        |         | \$69.21  |         |
|  | 7"x31"x6" Step Filler/Curb | ea      | \$99.76  |         |
| Flint  | 2"x48"-72"x12"-24"w        | sq.ft   | \$17.83  |         |
|  | 7"x48"-72"x12"-24"w        |         | \$57.33  |         |
|  | 7"x31"x6" Step Filler/Curb | ea      | \$81.65  |         |
| Imperial Black   | 2"x48"-72"x12"-24"w        | sq.ft   | \$26.66  | \$31.45 |
|  | 7"x48"-72"x12"-24"w        |         | \$81.19  |         |
|  | 7"x31"x6" Step Filler/Curb | ea      | \$110.55 |         |
| Ivory Coast  | 2"x48"-72"x12"-24"w        | sq.ft   | \$29.50  | \$38.12 |
|  | 2"x48"x12" REBATED         |         | \$31.22  |         |
|  | 7"x48"-72"x12"-24"w        | \$85.16 |          |         |
|  | 7"x31"x6" Step Filler/Curb | ea      | \$116.15 |         |
| SageBrush (Lavender)   | 2"x48"x12"-16"w REBATED    | sq.ft   | \$22.94  | \$29.76 |
|  | 2"x48"-72"x12"-24"w        |         | \$21.14  |         |
|  | 7"x48"-72"x12"-24"w        |         | \$67.31  |         |
|  | 7"x31"x6" Step Filler/Curb | ea      | \$96.31  |         |
| Slate Grey   | 2"x48"x12"-16"w REBATED    | sq.ft   | \$25.10  | \$32.00 |
|  | 2"x48"-72"x12"-24"w        |         | \$23.38  |         |
|  | 6"x48"-72"x12"-24"w        |         | \$60.70  |         |
|  | 7"x48"-72"x12"-24"w        |         | \$69.21  |         |
|  | 7"x31"x6" Step Filler/Curb | ea      | \$99.76  |         |

| <b>INDIA IMPEX - 2" Rock Faced, 6" Rock Faced</b> |                            |         |          |         |
|---|----------------------------|---------|----------|---------|
| <b>Limestone</b>                                  |                            |         |          |         |
| Limestone Black(K Black)                          | 2"x48"-72"x12"-24"w        | sq.ft   | RF       | BN      |
|   | 6"x48"-72"x12"-24"w        |         | \$17.01  | \$20.46 |
|   | 6"x31"x6" Step Filler/Curb | ea      | \$74.92  |         |
| Silver Valley                                     | 2"x48"-72"x12"-24"w        | sq.ft   | \$27.37  | \$30.82 |
|   | 6"x48"-72"x12"-24"w        |         | \$70.17  |         |
|   | 7"x48"-72"x12"-16"w        | \$85.93 |          |         |
|   | 6"x31"x6" Step Filler/Curb | ea      | \$99.90  |         |
|   | 7"x31"x6" Step Filler/Curb | ea      | \$122.56 |         |
| <b>Sandstone</b>                                  |                            |         |          |         |
| Autumn Brown                                      | 2"x48"-72"x12"-24"w        | sq.ft   | \$19.57  | \$23.02 |
|   | 6"x48"-72"x12"-24"w        |         | \$57.27  |         |
|   | 7"x48"-72"x12"-16"w        |         | \$66.95  |         |
|   | 6"x31"x6" Step Filler/Curb | ea      | \$88.40  |         |
|   | 7"x31"x6" Step Filler/Curb | ea      | \$103.26 |         |
| Beige   | 2"x48"-72"x12"-24"w        | sq.ft   | \$21.30  | \$24.75 |
|   | 6"x48"-72"x12"-24"w        |         | \$60.72  |         |
|   | 7"x48"-72"x12"-16"w        |         | \$68.68  |         |
|   | 6"x31"x6" Step Filler/Curb | ea      | \$93.74  |         |
|   | 7"x31"x6" Step Filler/Curb | ea      | \$105.93 |         |
| Blue Ice  | 2"x48"-72"x12"-24"w        | sq.ft   | \$20.46  | \$23.91 |
|   | 6"x48"-72"x12"-24"w        |         | \$60.72  |         |
|   | 7"x48"-72"x12"-16"w        | \$70.40 |          |         |
|   | 6"x31"x6" Step Filler/Curb | ea      | \$93.74  |         |
|   | 7"x31"x6" Step Filler/Curb | ea      | \$108.59 |         |
| Bronte  | 2"x48"-72"x12"-24"w        | sq.ft   | \$20.04  | \$23.49 |
|   | 6"x48"-72"x12"-24"w        |         | \$59.82  |         |
|   | 7"x48"-72"x12"-16"w        |         | \$69.58  |         |
|   | 6"x31"x6" Step Filler/Curb | ea      | \$92.35  |         |
|   | 7"x31"x6" Step Filler/Curb | ea      | \$107.32 |         |

| INDIA IMPEX - 2" Rock Faced, 6" Rock Faced - cont. |                            |       |          |         |
|--|----------------------------|-------|----------|---------|
| Brunette   | 2"x48"-72"x12"-24"w        | sq.ft | \$20.04  | \$23.49 |
|  | 6"x48"-72"x12"-24"w        |       | \$59.82  |         |
|  | 7"x48"-72"x12"-16"w        |       | \$69.58  |         |
|  | 6"x31"x6" Step Filler/Curb | ea    | \$92.35  |         |
|  | 7"x31"x6" Step Filler/Curb |       | \$107.32 |         |
| Cumberland Grey                                    | 2"x48"-72"x12"-24"w        | sq.ft | \$20.46  | \$23.91 |
|  | 6"x48"-72"x12"-24"w        |       | \$60.72  |         |
|  | 7"x48"-72"x12"-16"w        |       | \$70.40  |         |
|  | 6"x31"x6" Step Filler/Curb | ea    | \$93.74  |         |
|  | 7"x31"x6" Step Filler/Curb |       | \$108.59 |         |
| Dove Grey  | 2"x48"-72"x12"-24"w        | sq.ft | \$20.46  | \$23.91 |
|  | 6"x48"-72"x12"-24"w        |       | \$60.72  |         |
|  | 7"x48"-72"x12"-16"w        |       | \$70.40  |         |
|  | 6"x31"x6" Step Filler/Curb | ea    | \$93.74  |         |
|  | 7"x31"x6" Step Filler/Curb |       | \$108.59 |         |
| Frontier   | 2"x48"-72"x12"-24"w        | sq.ft | \$21.30  | \$24.75 |
|  | 6"x48"-72"x12"-24"w        |       | \$63.27  |         |
|  | 7"x48"-72"x12"-16"w        |       | \$73.85  |         |
|  | 6"x31"x6" Step Filler/Curb | ea    | \$97.69  |         |
|  | 7"x31"x6" Step Filler/Curb |       | \$113.94 |         |
| Imperial Black                                     | 2"x48"-72"x12"-24"w        | sq.ft | \$23.02  | \$26.47 |
|  | 6"x48"-72"x12"-24"w        |       | \$70.17  |         |
|  | 7"x48"-72"x12"-16"w        |       | \$80.75  |         |
|  | 6"x31"x6" Step Filler/Curb | ea    | \$108.36 |         |
|  | 7"x31"x6" Step Filler/Curb |       | \$124.63 |         |
| Lavender   | 2"x48"-72"x12"-24"w        | sq.ft | \$19.57  | \$23.02 |
|  | 6"x48"-72"x12"-24"w        |       | \$59.00  |         |
|  | 7"x48"-72"x12"-16"w        |       | \$68.68  |         |
|  | 6"x31"x6" Step Filler/Curb | ea    | \$91.07  |         |
|  | 7"x31"x6" Step Filler/Curb |       | \$105.93 |         |
| Moonlight Grey                                     | 2"x48"-72"x12"-24"w        | sq.ft | \$20.04  | \$23.49 |
|  | 6"x48"-72"x12"-24"w        |       | \$59.82  |         |
|  | 7"x48"-72"x12"-16"w        |       | \$69.58  |         |
|  | 6"x31"x6" Step Filler/Curb | ea    | \$92.35  |         |
|  | 7"x31"x6" Step Filler/Curb |       | \$107.32 |         |
| Rainbow, Teakwood                                  | 2"x48"-72"x12"-24"w        | sq.ft | \$20.46  | \$23.91 |
|  | 6"x48"-72"x12"-24"w        |       | \$60.72  |         |
|  | 7"x48"-72"x12"-16"w        |       | \$70.40  |         |
|  | 6"x31"x6" Step Filler/Curb | ea    | \$93.74  |         |
|  | 7"x31"x6" Step Filler/Curb |       | \$108.59 |         |
| Slate Grey   | 2"x48"-72"x12"-24"w        | sq.ft | \$19.57  | \$23.02 |
|  | 6"x48"-72"x12"-24"w        |       | \$59.00  |         |
|  | 7"x48"-72"x12"-16"w        |       | \$68.68  |         |
|  | 6"x31"x6" Step Filler/Curb | ea    | \$91.07  |         |
|  | 7"x31"x6" Step Filler/Curb |       | \$105.93 |         |

| INDIA RANEE IMPEX - 2" Rock Faced |                     |         |         |  |  |
|-----------------------------------|---------------------|---------|---------|--|--|
| <b>Limestone</b>                  |                     |         | RF      |  |  |
| Kota Black(K Black)               | 2"x48"-72"x12"-24"w | sq.ft   | \$13.09 |  |  |
|                                   | 6"x48"-72"x12"-24"w |         | \$42.95 |  |  |
| <b>Sandstone</b>                  |                     |         |         |  |  |
| Autumn Brown (Budhpura)           | 2"x48"-72"x12"-24"w |         | \$13.67 |  |  |
| Autumn Grey (Budhpura)            | 2"x48"-72"x12"-24"w |         | \$13.67 |  |  |
|                                   | 6"x48"-72"x12"-24"w |         | \$48.65 |  |  |
| Bronte (Rajgreen)                 | 2"x48"-72"x12"-24"w |         | \$13.67 |  |  |
| Buff (Tint Mint)                  | 2"x48"-72"x12"-24"w |         | \$14.21 |  |  |
| Dholpur Beige                     | 2"x48"-72"x12"-24"w |         | \$13.16 |  |  |
| Ice (Panna) White                 | 2"x48"-72"x12"-24"w |         | \$15.15 |  |  |
| Rainbow                           | 2"x48"-72"x12"-24"w | \$14.73 |         |  |  |
| Slate Grey - Sandblasted          | 2"x48"-72"x12"-24"w | \$14.87 |         |  |  |
|                                   | 6"x48"-72"x12"-24"w | \$56.24 |         |  |  |

**INDIA UNILOCK NATURAL STONE - COPING & STEPS**

| Limestone                  |             |  |         |         |
|----------------------------|-------------|--|---------|---------|
| Black River                | 2"x48"x14"w |  | \$15.62 |         |
|                            | 2"x72"x14"w |  | \$16.00 |         |
|                            | 6"x48"x16"w |  | \$48.66 |         |
|                            | 6"x72"x16"w |  | \$49.57 |         |
| Sandstone                  |             |  |         |         |
| Greyfield                  | 2"x48"x14"w |  | \$20.00 | \$20.34 |
|                            | 2"x72"x14"w |  | \$20.02 | \$20.37 |
|                            | 6"x48"x16"w |  | \$57.94 | \$57.94 |
|                            | 6"x72"x16"w |  | \$60.78 | \$60.78 |
| Indian Coast               | 2"x48"x14"w |  | \$20.00 | \$20.34 |
|                            | 2"x72"x14"w |  | \$20.02 | \$20.37 |
|                            | 6"x48"x16"w |  | \$57.94 | \$57.94 |
|                            | 6"x72"x16"w |  | \$60.78 | \$60.78 |
| Stone Cliff Grey           | 2"x48"x14"w |  | \$19.14 |         |
|                            | 2"x72"x14"w |  | \$19.16 |         |
|                            | 6"x48"x16"w |  | \$58.83 |         |
|                            | 6"x72"x16"w |  | \$58.89 |         |
| Bucine Bluestone ( Italy ) | 2"x48"x14"w |  | \$25.94 |         |
|                            | 6"x48"x24"w |  | \$87.03 |         |

**INDIA UNILOCK NATURAL STONE - PILLAR CAPS**

| Sandstone                  |           |  |          |  |
|----------------------------|-----------|--|----------|--|
| Bucine Bluestone ( Italy ) | 24"x24"x2 |  | \$198.28 |  |

**INDIANA LIMESTONE – For Sills, Coping, Treads & Mantels – Mill Run Buff****Dressed Face - 2.25" (5.7cm); Lengths up to 8'**

| Width      | RF       | Smooth  |
|------------|----------|---------|
| 6" (15cm)  |          | \$12.41 |
| 8" (20cm)  |          | \$16.61 |
| 10" (25cm) |          | \$20.71 |
| 12" (30cm) |          | \$24.83 |
| 14" (35cm) |          | \$28.98 |
| 16" (40cm) |          | \$33.14 |
| 18" (45cm) |          | \$37.28 |
| 20" (50cm) |          | \$41.41 |
| 22" (50cm) | \$66.99  | \$51.20 |
| 24" (60cm) |          | \$49.74 |
| 30" (75cm) | \$93.78  | \$73.74 |
| 36" (90cm) | \$108.00 | \$88.60 |

**INDIANA LIMESTONE - For Sills, Coping, Treads & Mantels – Mill Run Buff****Smooth Face - 3" (7.5cm); Lengths up to 8'**

| Width      | RF | Smooth   |
|------------|----|----------|
| 6" (15cm)  |    | \$15.61  |
| 8" (20cm)  |    | \$27.29  |
| 10" (25cm) |    | \$22.30  |
| 12" (30cm) |    | \$27.13  |
| 14" (35cm) |    | \$31.04  |
| 16" (40cm) |    | \$36.12  |
| 18" (45cm) |    | \$40.77  |
| 20" (50cm) |    | \$56.81  |
| 22" (55cm) |    | \$64.70  |
| 24" (60cm) |    | \$71.05  |
| 30" (75cm) |    | \$92.99  |
| 36" (90cm) |    | \$111.49 |

**INDIANA LIMESTONE - For Sills, Coping, Treads & Mantels – Mill Run Buff**

Smooth Face - 4" (10cm); Lengths up to 8'

| Width      | RF      | Smooth   |
|------------|---------|----------|
| 6" (15cm)  |         | \$20.82  |
| 8" (20cm)  |         | \$36.37  |
| 10" (25cm) |         | \$26.65  |
| 12" (30cm) |         | \$37.21  |
| 14" (35cm) |         | \$43.27  |
| 16" (40cm) |         | \$49.43  |
| 18" (45cm) |         | \$62.49  |
| 20" (50cm) |         | \$71.63  |
| 22" (55cm) |         | \$78.78  |
| 24" (60cm) |         | \$87.20  |
| 30" (75cm) |         | \$113.68 |
| 36" (90cm) |         | \$136.44 |
| 6" x 5"    | \$56.33 | \$32.36  |

**INDIANA LIMESTONE BULLNOSE POOL COPING - Full Colour Blend**

|                                  |         |         |
|----------------------------------|---------|---------|
| 2.25" x 12" x 48"                | lin. ft | \$51.13 |
| 2.25" x 14" x 48"                |         | \$56.96 |
| 2.25" x 16" x 48"                |         | \$67.85 |
| Special Custom Pricing Available |         |         |

**INDIANA LIMESTONE PIER CAPS - Full Colour Blend - From The Quarry**

|        |       |                 |
|--------|-------|-----------------|
| 2.25"  | sq ft | \$46.86         |
| 3" & 4 |       | Ask for Pricing |

**INDIANA NATURAL STEPS**

| Buff                              |        | Smooth  | RF       |
|-----------------------------------|--------|---------|----------|
| Indiana Steps - 16" x 6" x lin ft | lin ft | \$97.19 | \$156.65 |

**KINGSTON HUE – Mantels, Sills & Steps**

On request

**LANDSCAPE SLABS & RANDOM STEPS**

|  |                       |       |     |          |
|--|-----------------------|-------|-----|----------|
| Owen Sound-Wiarton-Georgian Bay-Northern Natural-Nordic-Stonescape-Orillia-Gott-Bobcaygeon Red-Rainbow-Northern Granite-Eldorado-Muskoka-Attia-Elite Blue Granite-Scotia Slate | Full range of colours | 2"-8" | ton | \$632.50 |
|--|-----------------------|-------|-----|----------|

**NORTHERN NATURAL STONE STEPS (MANITOULIN)**

|  |  |       |         |
|--|--|-------|---------|
| Mountain Mist - Natural Bed, Hand Rocked | 5" - 7"th - 16"w - 3'-6'l              | sq.ft | \$41.40 |
| Harvest Gold – Natural Bed, Hand Rocked  | 5" - 7"th - 16"w - 3'-6'l              |       | \$34.50 |
| Smokey Gray – Natural Bed, Hand Rocked   | 4.5" - 5.5"th - 16" - 36"w - 3'-10'l   |       | \$23.00 |
| Curbing - Natural Bed, Rock Faced        | 10" - 12"w x 8" - 14"h x 3' - & longer |       | \$28.75 |

**OS BIQ - STEPS & COPING**

|  |                                 |       |           |           |
|--|---------------------------------|-------|-----------|-----------|
| Eramosa Sandfinished, Flamed, BH                                       | 6" thick x 16" x 3' - 6' long   | sq.ft | \$44.32   |           |
| Over 6' long   |                                 |       | \$54.83   |           |
| Eramosa Sandfinished, Flamed, BH                                       | 7" thick x 16" x 3' - 6' long   |       | \$56.33   |           |
| Over 6' long   |                                 |       | \$69.84   |           |
| Wiarton Sandfinished, Flamed, BH                                       | 6" thick x 16" x 3' - 6' long   |       | \$44.32   |           |
| Over 6' long   |                                 |       | \$54.83   |           |
| Wiarton Sandfinished, Flamed, BH                                       | 7" thick x 16" x 3' - 6' long   |       | \$56.33   |           |
| Over 6' long   |                                 |       | \$69.84   |           |
| Eramosa Split Face Step Filler   | 6" thick x 8" x 14" or 28" long |       | Linf      | \$30.82   |
| Eramosa Split Face Step Filler   | 7" thick x 8" x 14" or 28" long |       |           | \$36.82   |
| <b>COPING</b>  |                                 |       | <b>BN</b> | <b>RF</b> |
| Eramosa Coping - 2" thick, 12" or 16" wide, 18" – 72" long – per sq.ft |                                 |       | \$29.37   | \$20.37   |
| Over 6' long - per sq ft   |                                 |       | \$36.43   | \$25.16   |

| <b>OS BIQ - STEPS &amp; COPING - cont.</b>   |                           |       |           |           |
|--|---------------------------|-------|-----------|-----------|
| <b>SILLS</b>                                 |                           |       | <b>BN</b> | <b>RF</b> |
| Eramosa Sandfinished, Flamed, BH             | 2" x 6" x 1.5' to 6' long | linft | \$25.10   | \$16.10   |
|  | 3" x 6" x 1.5' to 6' long |       | \$26.96   | \$17.95   |
|  | 4" x 6" x 1.5' to 6' long |       | \$28.74   | \$19.73   |
| Eramosa Curbing Rock Face , Flamed, Sawn End | 6" x 6" x 48" long        |       |           | \$35.32   |

| <b>OS BIQ - PIER CAPS - 24" x 24" Rockfaced 4 sides - Flamed &amp; Sandfinished &amp; BH</b> |       |  | <b>BH/FL/SB 24"x24</b> |  |
|--|-------|--|------------------------|--|
| Eramosa - 2"   | sq.ft |  | \$23.67                |  |
| Eramosa - 3"   |       |  | \$31.45                |  |
| Eramosa - 4"   |       |  | \$46.75                |  |
| Other Sizes Available other than standard, please add \$15.00/sqft                           |       |  |                        |  |

| <b>OS EBEL QUARRY - STEPS &amp; CURBING - Natural Top - Grey, Buff - Over 48" Add 20%</b> |                       |                      |        |         |         |
|---|-----------------------|----------------------|--------|---------|---------|
| Ebel  | Flamed                | 36"                  | sq ft  |         | \$64.32 |
|   |                       | 48"                  |        |         | \$74.67 |
|   |                       | 60" to 84"           |        |         | \$88.47 |
|   |                       | 96"                  |        |         | \$97.09 |
| Eramosa & Pearl   | Sandblasted           | 36"                  |        | \$64.32 |         |
|   |                       | 48"                  |        | \$67.42 |         |
|   |                       | 60" to 84"           |        | \$80.79 |         |
|   |                       | 96"                  |        | \$88.30 |         |
| 5" - 8"   | Curbing 6"            |                      | lin ft |         | \$38.18 |
|   | Curbing 6" 48" & over |                      | lin ft |         | \$49.91 |
| <b>COPING &amp; WINDOW SILLS</b>  |                       |                      |        |         |         |
| Window Sill - Natural Top & Bottom - Sawn Ends  |                       | 2"-4" x 6" up to 48" | lin ft |         | \$26.74 |
| Window Sill - Natural Top & Bottom - Sawn Ends  |                       | 2"-4" x 8" up to 48" | lin ft |         | \$35.19 |
| Ebel - Coping   |                       | 2"-4" up 48"         | sq.ft  |         | \$45.86 |
| Warton - Rustic   |                       |                      |        |         | \$35.08 |
| Over 4' long please add 20%   |                       |                      |        |         |         |

| <b>OS GEORGIAN BAY QUARRY - Natural Steps/Landscape Treads</b>                 |  |        |  |         |
|--|--|--------|--|---------|
| <b>Natural Surface W/Split Face - Grey, Buff</b>                               |  |        |  |         |
| 4" - 4.5" thick - Hearths, Mantels, Steps - Split Face - Natural Top & Bottom  |  | sq.ft  |  | \$21.28 |
| 5" - 8" thick - Hearths, Mantels, Steps - Split Face - Natural Top & Bottom    |  |        |  | \$46.86 |
| 5" - 6.5" thick - Eramosa Sandblasted Sawn Steps - Rockfaced                   |  |        |  | \$67.28 |
| 7" - 7.5" thick - Eramosa Sandblasted Sawn Steps - Rockfaced                   |  |        |  | \$67.28 |
| Bridge 4" - 5" thick, Caps 4-4.5" x 24" x 24", Benches 4-4.5" x 20-24" w x 48" |  |        |  | \$34.50 |
| Bench Legs 18" x 12" or 18" x 18"  |  | ea     |  | \$55.20 |
| Curbing - 6" x 6", 8" x 8", 10" x 10", 12" x 12" etc                           |  | lin ft |  | \$28.75 |
| <b>COPING</b>  |  |        |  |         |
| Eramosa - Sandblasted Rock Faced 2"  |  | sq. ft |  | \$23.58 |
| Eramosa - Sandblasted Rock Faced 3"  |  |        |  | \$32.37 |
| Eramosa - Sandblasted Rock Faced 4"  |  |        |  | \$41.11 |

| <b>OS LEDGEROCK QUARRY - Natural Steps/Landscape Treads</b>                             |                                 |                  |           |         |         |
|---|---------------------------------|------------------|-----------|---------|---------|
| <b>Natural Surface W/Split Face - up to 72" long - Grey, Buff x 16" wide</b>            |                                 |                  |           |         |         |
| 2.25" - 5" - 7.5" - Hearths, Mantels, Steps - Split Face - Natural Top & Bottom         |                                 | sq ft            |           | \$47.87 |         |
| 6" - 8" - Hearths, Mantels, Steps - Split Face - Natural Top & Bottom                   |                                 |                  |           | \$52.15 |         |
| 6" - Eramosa SB , BH  |                                 |                  |           | \$67.79 |         |
| Over 6' long  |                                 |                  |           | \$72.97 |         |
| 7" - Eramosa SB , BH  |                                 |                  |           | \$79.58 |         |
| Over 6' long  |                                 |                  |           | \$85.79 |         |
| <b>COPING &amp; SILLS</b>   |                                 |                  |           |         |         |
| OS Ledgerock Window Sill - Sawn Top & Bottom - Hand Rock Faced - With Rain Drip 6" Wide |                                 | 2.25" thick      | 24" - 72" | lin ft  | \$16.91 |
|   |                                 | 4" thick         | 24" - 72" |         |         |
| Eramosa   |                                 | SB / BH / FLAMED |           |         |         |
| Rock faced  | 2" thick - 36" - 72", 12" - 14" | sq. ft           | \$31.68   |         |         |
| Bullnosed   |                                 |                  |           |         |         |
| Rock faced  | OVER 6' LONG                    | sq. ft           | \$34.27   |         |         |
| Bullnosed   |                                 |                  |           |         |         |

| <b>OS LIMBERLOST STONE QUARRY – Steps &amp; Curbing</b> |                               |  |          |
|---|-------------------------------|--|----------|
| 6" - 8"   | Sandblasted Brown - 48" - 84" |  | \$72.05  |
| 6" - 8"   | Sandblasted Brown - 96"       |  | \$82.92  |
| 7" - 8"   | Natural layers - Split face   |  | \$100.94 |

| <b>COPING</b>                                    |           |  |         |
|--|-----------|--|---------|
| 2.25" thick, 12" or 16" wide - Sandblasted Brown | Per sq ft |  | \$28.32 |
| 12-14-16"x 2 - 3" thick, natural layers          |           |  | \$46.30 |
| Curbing - 5" - 8"                                |           |  | \$74.19 |

| <b>OS WIARTON QUARRY STEPS - Natural Top</b> |            |         |        | <b>Grade A</b> | <b>Grade B</b> |
|--|------------|---------|--------|----------------|----------------|
| 5" - 7"                                      | Grey, Buff |         | sq.ft  | \$57.50        | \$46.00        |
| 5" - 8"                                      | Grey, Buff | Curbing | lin ft | \$37.95        |                |

| <b>COPING &amp; SILLS</b>                        |   |            |         |
|--|---|------------|---------|
| Northern Natural Stone Quarry                    | 12-14-16"x3" sq ends rock faced,nat top | per sq. ft | \$21.28 |
| OS BIQ   | 12-14" x 2-3" natural                   |            | \$25.59 |
| OS Georgian Bay Natural Bed 12,14,16"            | 1.5"-4.5"- square ends, hand rock faced |            | \$21.28 |
| OS Ledgerock Natural Bed 12,14,16"               | 1.5"-4.5"- square ends, hand rock faced |            | \$41.52 |
| OS Wiarton Nat'l Bed 12,14,16" GradeA            | 3" - 4" square ends, hand rock faced    |            | \$25.88 |
| Stonescape Quarry                                | 2.25" - 12"-16" square ends, rock faced |            | \$21.28 |
| Special sizes, thickness and lengths, on request |   |            |         |

| <b>PENNSYLVANIA - NEW YORK BLUESTONE STEPS</b>                                     |       |  |            |
|--|-------|--|------------|
| <b>Blue Stone Treads Sawn 6 Sides, Flamed – Earthenes, Bluegrey, Green, Bronze</b> |       |  |            |
| 3' - 8" long - 2" thick - 12" - 14" wide   | sq.ft |  | On request |
| 3' - 8" long - 2" thick - 16" - 18" wide   |       |  | On request |
| 3' - 8" long - 2" thick - 20" - 24" wide   |       |  | On request |
| 3' - 8" long - 2" thick - 42" wide   |       |  | On request |

| <b>PENNSYLVANIA - NEW YORK LANDSCAPING TREADS – Blue, Natural</b> |       |  |            |
|---|-------|--|------------|
| 3' - 8" long - 5" - 6" thick - Available 16" - 18" widths         | sq.ft |  | On request |
| 3' - 8" long - 5" - 6" thick - Available 16" - 18" widths - Sawn  |       |  | On request |

| <b>POLYCOR NATURAL STONE STEPS &amp; COPING – other colours available</b>        |       |  |          |
|--|-------|--|----------|
| Caledonia Plasma Flamed, Rockfaced Step - 4' - 6' long, 7" thick, 16" wide       | sq.ft |  | \$64.32  |
| Stanstead Grey Flamed, Rockfaced Step - 4' - 6' long, 7" thick, 16" wide         |       |  | \$58.56  |
| Cambrain Black Flamed, Rockfaced Step - 4' - 6' long, 7" thick, 16" wide         |       |  | \$104.65 |
| Caledonia Plasma Flamed, Rockfaced Filler - 6" x 35" x 7"                        | ea    |  | \$113.41 |
| Stanstead Grey Flamed, Rockfaced Filler- 6" x 35" x 7"                           |       |  | \$103.71 |
| Cambrain Black Flamed, Rockfaced Filler- 6" x 35" x 7"                           |       |  | \$210.22 |
| Caledonia Plasma Flamed, Rockfaced Coping - 4' - 6' long, 2" thick 12 - 16" wide | sq.ft |  | \$38.99  |
| Stanstead Grey Flamed, Rockfaced Coping - 4' - 6' long, 2" thick 12 - 16" wide   |       |  | \$37.77  |
| Stanstead Grey Flamed, Rockfaced Coping - 4' - 6' long, 2" thick 12 - 16" wide   |       |  | \$46.61  |

| <b>ROCKLEITH QUARRY STEPS</b>                     |       |               |         |         |
|---|-------|---------------|---------|---------|
| Natural Bed Rocked face and ends - 5"-6" up to 6' | sq.ft |               | \$45.77 |         |
| Flamed top - 5"-6" up to 6'                       |       |               | \$67.28 |         |
| Curbing   |       | 8"x8", 8"x10" | lin ft  | \$28.75 |

| <b>WALCO GREY SANDSTONE - For Sills, Coping, Treads &amp; Mantels</b> |  |  |              |
|---|--|--|--------------|
| <b>Dressed Face 2.25" (5.7cm); Lengths up to 10'2"(305cm)</b>         |  |  |              |
| <b>Width</b>  |  |  | <b>Price</b> |
| 6" (15cm)w/drip   |  |  | \$9.84       |
| 8" (20cm)   |  |  | \$12.02      |
| 10" (25cm)  |  |  | \$13.81      |
| 12" (30cm)  |  |  | \$16.62      |
| 14"(35cm)   |  |  | \$19.35      |
| 16" (40cm)  |  |  | \$21.75      |
| 18" (45cm)  |  |  | \$26.16      |
| 20" (50cm)  |  |  | \$30.10      |
| 22" (55cm)  |  |  | \$31.86      |
| 24" (60cm)  |  |  | \$36.67      |
| 6"(15cm)w/drip4"Thk   |  |  | \$17.70      |

## COURSING

### BIRMINGHAM SANDSTONE

|   |                |     |          |
|---|----------------|-----|----------|
| 2.25-5"-7.75"-10.5"-13.25"-17.5"x35.5"x4" | 40 sq ft / ton | ton | \$727.95 |
| Rubble Sandstone                          |                |     | \$379.50 |

### BOBCAYGEN – Sawm Bed - Split Face

|  |                |     |          |
|--|----------------|-----|----------|
| Red - Amsen - 2.25 - 5" - 7.75 - 10.5" x 3" bed  | 40 sq ft / ton | ton | \$552.00 |
| Grey - Amsen - 2.25 - 5" - 7.75 - 10.5" x 3" bed |                |     | \$425.50 |

### BRIARHILL SANDSTONE COURSING - Sawm Top & Bottom - Grey, Buff

| Lin.Ft.Per/Ton | Split Face | Sawm Bed | Sq.Ft Per Ton | Per/Ton  |
|----------------|------------|----------|---------------|----------|
| 234            | 2.25"      | 4"       | 50            | \$683.10 |
| 105            | 5"         | 3.5"     | 45            | \$683.10 |
| 69             | 7.75"      | 4"       |               | \$683.10 |

### BSRG Coursing

|               |                      |    |     |          |
|---------------|----------------------|----|-----|----------|
| Wiarion Brown | 2.25",5",7.75",10.5" | 4" | ton | \$580.75 |
| Wiarion Grey  |                      |    |     | \$805.00 |
| Eramosa       |                      |    |     |          |

### CHINA - 2.25 - 5" - 7.75 - 10.5" x 3" bed

|                    |                |     |            |
|--------------------|----------------|-----|------------|
| Granite            | 40 sq ft / ton | ton | \$1,737.08 |
| Jet Black          |                |     |            |
| Limestone          |                |     |            |
| Silver Valley Grey | 40 sq ft / ton |     | \$1,695.68 |

### GOTT – Sawm Top & Bottom

|   |                |     |            |
|---|----------------|-----|------------|
| 2.25 - 5" - 7.75 - 10.5" x 4" bed - Wiarion Eramosa - Grey, Brown | 40 sqft/ton    | ton | \$805.00   |
| 2.25 - 5" - 7.75 - 10.5" x 4" bed - Stonecliffe                   | 36-40 sqft/ton |     | \$580.75   |
| 2.25 - 5" - 7.75 - 10.5" x 4" bed - Bucks Bridge                  | 36-40 sqft/ton |     | \$580.75   |
| 2.25 - 5" - 7.75 - 10.5" x 4" bed - Whitewater                    | 36-40 sqft/ton |     | \$580.75   |
| 2.25 - 5" - 7.75 - 10.5" x 4" bed - Sunridge Grey & Buff          | 36-40 sqft/ton |     | \$580.75   |
| 2.25 - 5" - 7.75 - 10.5" x 4" bed - Granite - Black               | 36 sqft/ton    |     | \$1,365.63 |
| 2.25 - 5" - 7.75 - 10.5" x 4" bed - Granite - Mystic Grey         | 37 sqft/ton    |     | \$1,193.13 |
| 2.25 - 5" - 7.75 - 10.5" x 4" bed - Guelph - Beige, Tan           | 36 sq ft / ton |     | \$805.00   |

### DUCHARME - Coverage Approx. 40-45 Sq.ft

|                           |      |                    |     |            |
|---------------------------|------|--------------------|-----|------------|
| St-Marc , Frontenac Black | Sawm | 2.25"              | ton | \$1,250.63 |
|                           |      | 5" , 7.75" , 10.5" |     | \$1,185.08 |

### INDIANA LIMESTONE COURSING - Sawm Top & Bottom - Variegated

| Lin.Ft.Per/Ton | Split Face | Sawm Bed | Sq.Ft Per Ton | Per/Ton  |
|----------------|------------|----------|---------------|----------|
| 234            | 2.25"      | 4"       | 60            | \$609.50 |
| 105            | 5"         | 3.5"     | 50            | \$565.23 |
| 69             | 7.75"      | 4"       | 48            |          |
| 50             | 10.5"      |          | 47            |          |

### INDIANA LIMESTONE COURSING - Sawm Top & Bottom - Buff

| Lin.Ft.Per/Ton | Split Face | Sawm Bed | Sq.Ft Per Ton | Per/Ton  |
|----------------|------------|----------|---------------|----------|
| 234            | 2.25"      | 4"       | 60            | \$609.50 |
| 105            | 5"         | 3.5"     | 50            | \$570.69 |
| 69             | 7.75"      | 4"       | 48            |          |
| 50             | 10.5"      |          | 47            |          |

### KINGSTON HUE LIMESTONE

|  |                |     |          |
|--|----------------|-----|----------|
|  | 35 sq ft / ton | ton | \$425.50 |
|--|----------------|-----|----------|

### KINGSTON RIDEAUVIEW GRANITE

|  |                |     |          |
|--|----------------|-----|----------|
|  | 30 sq ft / ton | ton | \$805.00 |
|--|----------------|-----|----------|



**MASONAL STONE**

|                            |                |     |          |
|----------------------------|----------------|-----|----------|
| Muskoka Granite            | 40 sq ft / ton | ton | \$831.28 |
| Midnight Charcoal Granite  |                |     | \$920.40 |
| Dover White 3" , 5" Height |                |     | \$949.90 |
| Glacier Blue               |                |     | \$890.10 |

**NORTHERN HARVEST GOLD**

|                                     |                |     |          |
|-------------------------------------|----------------|-----|----------|
| 2.25" - 5" - 7.75" - 10.5" x 4" bed | 40 sq ft / ton | ton | \$385.25 |
|-------------------------------------|----------------|-----|----------|

**OS EBEL QUARRY - LIMESTONE COURSING - 40 face ft per ton**

|                                 |                |     |          |
|---------------------------------|----------------|-----|----------|
| 2.25" - 5" - 7.75" - 10.5" Sawn | 40 sq ft / ton | ton | \$580.75 |
|---------------------------------|----------------|-----|----------|

**OS LEDGEROCK QUARRY - LIMESTONE COURSING - 40 face ft per ton**

|   |  |     |          |
|---|--|-----|----------|
| Sawn bed - split face - 2.25",5",7.75",10.5" - 4" - random length |  |     |          |
| Eramosa   |  | ton | \$475.35 |
| Sawn bed - split face - 2.25" - 4" - random length                |  |     |          |
| Eramosa   |  |     | \$561.60 |
| Sawn bed - split face - 5",7.75",10.5" - 4" - random length       |  |     |          |
| Buff, Brown, Grey ,Hope Bay,                                      |  | ton | \$438.27 |
| Sawn bed - split face - 2.25" - 4" - random length                |  |     |          |
| Buff, Brown, Grey ,Hope Bay,                                      |  | ton | \$524.52 |
| Sawn bed - 5",7.75",10.5" - 4" - random length                    |  |     |          |
| Strata Bed Faced  |  | ton | \$574.20 |
| Sawn bed - 2.25" - 4" - random length                             |  |     |          |
| Strata Bed Faced  |  | ton | \$646.30 |
| Sawn bed - split face - 5",7.75",10.5" - 4" - random length       |  |     |          |
| Strata Split Faced  |  | ton | \$423.09 |
| Sawn bed - split face - 2.25" - 4" - random length                |  |     |          |
| Strata Split Faced  |  | ton | \$501.06 |
| Special Cut Sizes - call for prices                               |  |     |          |
| Indiana - call for prices   |  |     |          |

**OS LEDGEROCK QUARRY - STRADA COURSING - Grey, Buff**

|                      |                      |                 |     |          |
|----------------------|----------------------|-----------------|-----|----------|
| Sawn bed, split face | 2.25",5",7.75",10.5" | 4" random lgths | ton | \$403.59 |
|----------------------|----------------------|-----------------|-----|----------|

**OS LIMBERLOST**

|                              |                           |                 |      |          |
|------------------------------|---------------------------|-----------------|------|----------|
| Brown Sawn bed, split face   | 2.25",5",7.75",10.5"      | 4" random lgths | ton  | \$589.38 |
| Eramosa Sawn bed, split face |                           |                 |      | \$632.50 |
| Brown Sawn Six Sides         | 1.5",2.25",5",7.75",10.5" |                 | sqft | \$29.23  |
| Eramosa Sawn Six Sides       |                           |                 |      | \$31.34  |

**TYNDAL STONE QUARRY - LIMESTONE COURSING & WINDOW SILLS**

| Grey,, Buff – Coursing Sawn Top & Bottom        |          |             |          |
|---|----------|-------------|----------|
| Split Face                                      | Per/Ton  | Sawn Face   | Per/Ton  |
| 2.25"   | \$483.00 | 2.25"       | \$845.25 |
| 3.5"  | \$414.00 | 3.5"        | \$754.69 |
| 5"  | \$419.75 | 5"          | \$730.54 |
| 7.75"   | \$529.00 | 7.75"       | \$712.43 |
| Rustic Ranch Rock – Buff, Grey or Mixed Colours |          | 3.5" – 7.5" | \$416.59 |

**WALCO SANDSTONE COURSING - Sawn Top & Bottom - Grey,Buff**

| Lin.Ft.Per/Ton | Split Face | Sawn Bed | Sq.Ft Per Ton | Per/Ton    |
|----------------|------------|----------|---------------|------------|
| 525            | 1"         | 4"       | 46            | \$727.95   |
| 234            | 2.25"      | 4"       | 60            | \$678.50   |
| 105            | 5"         | 3.5"     | 45            |            |
| 69             | 7.75"      | 4"       |               |            |
| 50.5           | 10.5"      | 4"       | 39            | \$874.00   |
| 36             | 13.25      | 4.5"     |               | \$1,099.40 |

**LEDGEROCK - NATURAL BED - SPLIT FACE****ARIZONA - Coverage Approx.40 Sq.ft**

|         |  |                                 |     |          |
|---------|--|---------------------------------|-----|----------|
| 2" - 4" |  | Classic Oak<br>Buckskin<br>Rosa | ton | \$619.85 |
| 4" -6"  |  |                                 |     | \$619.85 |
| 6" -8"  |  |                                 |     | \$683.10 |

**BOBCAYGEON - Coverage Approx. 40 Sq.ft**

|              |              |        |     |          |
|--------------|--------------|--------|-----|----------|
| Red (Amsen)  | 3 – 10" high | 4" bed | ton | \$402.50 |
| Grey (Amsen) | 3 – 10" high | 4" bed |     | \$258.75 |

**BSRG - Coverage Approx 40 Sq.ft**

|              |                     |        |     |                     |
|--------------|---------------------|--------|-----|---------------------|
| Warton Brown | 2" to 10"           | 4" bed | ton | \$365.13            |
|              | 2" & 3" only        |        |     | \$485.88            |
| Warton Black | 2" to 6"            |        |     | \$537.63            |
|              | 2" - 4"             |        |     | \$460.00            |
| Eramosa      | 4" - 6"             |        |     | \$408.25            |
|              | 6" - 8"             |        |     | \$382.38            |
|              | Grey & Brown        |        |     | 1 sawn bed 2" - 10" |
| Eramosa      | 1 sawn bed 2" - 10" |        |     | \$339.25            |

**CHAMPLAIN STONE - Coverage Approx.40 Sq.ft**

|   |            |     |          |
|---|------------|-----|----------|
| Southbay Ashlar Ledgerrock & Sq Rect    | Buff Range | ton | \$586.50 |
| Corinthian Granite Ledgerrock & Sq Rect | 4" Bed     |     | \$586.50 |

**CHILTON –FOND DU LAC – COUNTRY SQUIRE - Grey with touch of blue**

|                  |                |     |          |
|------------------|----------------|-----|----------|
| 4" – 8h", 4" bed | Country squire | ton | \$632.50 |
| 4" – 8h", 4" bed | Rustic         |     | \$721.05 |
| 4" – 8h", 4" bed | Castle Rock    |     | \$796.95 |

**COLORADO - Coverage Approx.40 Sq.ft- Split Faced**

|         |           |     |          |
|---------|-----------|-----|----------|
| 2" - 6" | Red       | ton | \$579.60 |
| 2" - 6" | Buff      |     | \$641.70 |
| 7" plus | Red, Buff |     | \$715.30 |

**CREDIT VALLEY SANDSTONE****Coverage Approx.40-45 Sq.ft- Grey, Buff, W/Split Face**

|                               |                   |     |          |
|-------------------------------|-------------------|-----|----------|
| DeForest - Grey & Red Piebald | 3" - 10" - 4" Bed | ton | \$891.25 |
| Hilltop - Grey                | 3" - 10" - 4" Bed |     | \$805.00 |
| Rice - Beige & Grey           | 3" - 10" - 4" Bed |     | \$805.00 |

**DUCHARME - Coverage Approx. 40-45 Sq.ft**

|                                      |              |                          |          |                          |          |
|--------------------------------------|--------------|--------------------------|----------|--------------------------|----------|
| Sky Blue , Dark Blue , Ash Grey      | Natural      | 3" -9", 3" -6" or 6" -9" | ton      | \$483.00                 |          |
| White River - with Yellow            |              | 3" -9", 3" -6" or 6" -9" |          | \$579.60                 |          |
| White River - No Yellow              |              |                          |          | \$655.50                 |          |
| Sky Blue , Dark Blue - ( bed faced ) | Jumpers      | 6" ,8" 10" ,12" or 14"   |          | \$560.63                 |          |
|                                      | Sawn Jumpers |                          |          | \$1,326.53               |          |
| Gold Cast Buff ( South Bay )         | Natural      | 3" - 8"                  |          | \$500.25                 |          |
|                                      | Jumpers      | 6" ,8" 10" ,12" or 14"   |          | \$579.60                 |          |
|                                      | Sawn Jumpers |                          |          | \$1,326.53               |          |
| Countryside Fieldstone               | Natural      |                          |          | \$483.00                 |          |
|                                      | Jumpers      | 6" ,8" 10" ,12" or 14"   |          | \$774.53                 |          |
| St-Marc , Frontenac Black            | Rubble       | 2" -5" , 5" -8" or 8" +  | \$560.63 |                          |          |
| Frontier Black Ashlar                | Natural      | 3" -9", 3" -6" or 6" -9" | \$483.00 |                          |          |
| Adirondack Pink                      | Natural      | 3" -9", 3" -6" or 6" -9" | \$519.23 |                          |          |
| Adirondack Buff                      |              |                          |          |                          |          |
| Tumbled Old Quebec                   |              |                          |          | 3" - 9"                  | \$560.63 |
| Lilac Ashlar                         |              |                          |          | 3" -9", 3" -6" or 6" -9" | \$519.23 |

**ELITE BLUE GRANITE**

|                  |     |          |
|------------------|-----|----------|
| 3" - 8" X 4" bed | ton | \$488.75 |
|------------------|-----|----------|

|   |                              |                          |              |
|---|------------------------------|--------------------------|--------------|
| <b>GOTT - 40 Face Foot Per Ton</b>  |                              |                          |              |
| 2" - 8" high, 4" bed  | Wiarion Eramosa - Grey,Brown | ton                      | \$529.00     |
| 2" - 8" high, 4" bed  | Guelph - Beige,Tan           |                          | \$520.38     |
| <b>BLACKWELL INDIANA RUBBLE - Approx.40-45 Sq.Ft - Variegated</b>                               |                              |                          |              |
| 3" - 8" English Rubble  | 3.5" - 4" Bed                | ton                      | \$560.05     |
| <b>KINGSTON FRONTENAC LIMESTONE - Coverage Approx. 40-45 Sq.ft - Dark Grey</b>                  |                              |                          |              |
| 3" - 8"   | 4" Bed                       | ton                      | \$460.00     |
| <b>KINGSTON HUE - Sandstone - Coverage Approx. 40-45 Sq.ft</b>                                  |                              |                          |              |
| <b>Light Lilac, Grey, Brown, Salmon, etc. with split face</b>                                   |                              |                          |              |
| 3" - 8" Rise  | 4" Bed                       | ton                      | \$448.50     |
| <b>KINGSTON HUE COINS</b>   |                              | ton                      | \$373.75     |
| <b>KINGSTON HUE LEDGEROCK TUMBLD</b>  |                              | ton                      | \$500.25     |
| <b>MUSKOKA GRANITE</b>  |                              |                          |              |
| 3" - 8" rise x 4" bed Ledgerock   | Squared ends ADD \$80.00/ton | ton                      | \$457.13     |
| Jumpers Ledgerock   |                              | ton                      | \$805.00     |
| 8" x 8" Retaining Cubes - Random Lengths  |                              | ton                      | \$632.50     |
| <b>NORTHERN NATURAL STONE - Cvge Approx. 35-40 Sq.ft - Split Faced</b>                          |                              |                          |              |
| 2" - 8" rise (Manitoulin)   | 4" bed                       | ton                      | \$270.25     |
| <b>OS EBEL QUARRY - LIMESTONE - 40 Sq.ft per ton</b>  |                              |                          |              |
| 2" - 10" rise x 4" bed  | Buff, Grey, Split face       | ton                      | \$468.63     |
| <b>OS GEORGIAN BAY QUARRY - LIMESTONE - 40 Sq.ft per ton</b>                                    |                              |                          |              |
| 2" - 10" rise x 4" bed  | Buff, Grey, Split face       | ton                      | \$270.25     |
| <b>OS LEDGEROCK QUARRY - LIMESTONE</b>  |                              |                          |              |
| <b>Coverage Approx. 40 - 45 Sq. Ft. - Buff, Grey, W/Split Face, Natural Bed, Brown, Wiarion</b> |                              |                          |              |
| 2" - 8" rise  | 4" bed                       | ton                      | \$310.62     |
| 9+" rise  | 4" bed                       |                          | \$317.00     |
| <b>OS LIMBERLOST STONE QUARRY - LIMESTONE - 40 Sq.ft per ton</b>                                |                              |                          |              |
| 2" - 10" rise x 4" bed  | Buff, Grey, Split face       | ton                      | \$347.88     |
| <b>PENNSYLVANIA - NEW YORK - Coverage Approx. 40-45 Sq.ft - Blue, Green, Bronze, Maroon</b>     |                              |                          |              |
| 3" - 8" rise  | 4" bed                       | ton                      | \$713.00     |
| <b>YUKON GOLD MOUNTAIN STONE SNAKE RIVER QUARTZITE RANDOM</b>                                   |                              |                          |              |
| 2" - 6" rise x 4" bed   | 40-45 sq.ft. Coverage        | Gold Rush, Silver Strike | ton \$607.20 |
| <b>5 POINT</b>  |                              |                          |              |
| <b>BELMONT ROSE</b>   |                              |                          |              |
| 3.5" to 5" Bed  |                              | ton                      | \$692.88     |
| <b>BOBCAYGEON - Coverage Approx. 40 Sq. Ft. Grey &amp; Red</b>                                  |                              |                          |              |
| 3.5" to 5" Bed - Amsen  |                              | ton                      | \$253.00     |
| <b>CHAMPLAIN STONE - Coverage Approx.40 Sq.ft</b>   |                              |                          |              |
| Southbay Mosaic   | Buff Range                   | ton                      | \$385.25     |
| Corinthian Granite  | 4" Bed                       |                          | \$385.25     |
| <b>CREDIT VALLEY 5 POINT - Coverage Approx. 40 Sq. Ft. - Grey &amp; Buff</b>                    |                              |                          |              |
| DeForest  | 3.5" to 5" Bed               | ton                      | \$902.75     |
| Hilltop   | 3.5" to 5" Bed               |                          | \$667.00     |
| Rice  | 3.5" to 5" Bed               |                          | \$471.50     |

**DUCHARME MOUNTAINVIEW**

|                               |                |     |          |
|-------------------------------|----------------|-----|----------|
| Dark Blue , Sky Blue          | 4.5" to 5" Bed | ton | \$339.83 |
| Gold Coast Buff ( South Bay ) |                | ton | \$358.80 |
| Countryside Fieldstone        |                | ton | \$412.28 |

**ELITE BLUE GRANITE - Coverage Approx. 40 Sq. Ft.**

|                |           |     |          |
|----------------|-----------|-----|----------|
| 4.5" to 5" Bed | Grey/Pink | ton | \$322.00 |
|----------------|-----------|-----|----------|

**INDIANA - Coverage Approx. 40 Sq. Ft. - Buff**

|                |  |     |          |
|----------------|--|-----|----------|
| 4.5" to 5" Bed |  | ton | \$517.50 |
|----------------|--|-----|----------|

**KINGSTON FRONTENAC 5 POINT - Coverage Approx. 40 Sq. Ft. - Dark Grey**

|                |         |     |          |
|----------------|---------|-----|----------|
| 4.5" to 5" Bed | Tumbled | ton | \$373.75 |
| 4.5" to 5" Bed |         |     | \$425.50 |

**KINGSTON HUE 5 POINT - Cvrge Approx. 40 Sq. Ft. - Full Range Of Colours**

|                |         |     |          |
|----------------|---------|-----|----------|
| 4.5" to 5" Bed | Tumbled | ton | \$373.75 |
| 4.5" to 5" Bed |         |     | \$425.50 |

**KINGSTON RIDEAU GRANITE - Cvge Appx. 40Sq.Ft. - Full Range of Colours**

|                |  |     |          |
|----------------|--|-----|----------|
| 4.5" to 5" Bed |  | ton | \$805.00 |
|----------------|--|-----|----------|

**MUSKOKA GRANITE - Coverage Approx. 40 Sq. Ft.**

|                |            |     |          |
|----------------|------------|-----|----------|
| 4.5" to 5" Bed | Grey, Pink | ton | \$468.63 |
|----------------|------------|-----|----------|

**NORDIC - Coverage Approx. 40 Sq. Ft.**

|                |  |     |          |
|----------------|--|-----|----------|
| 3" to 5" Thick |  | ton | \$304.75 |
|----------------|--|-----|----------|

**SPLIT BOULDERS - Coverage Approx. 27-30 Sq. Ft. - Available In All Colours**

|          |  |     |          |
|----------|--|-----|----------|
| 4" to 6" |  | ton | \$468.63 |
|----------|--|-----|----------|

**DRYWALL - NATURAL BED SPLITFACE****A & A Natural Stone - Coverage Approx. 20 Sq.ft**

|      |              |                |     |          |
|------|--------------|----------------|-----|----------|
| Grey | Rise 2" - 4" | Natural Bed 8" | ton | \$294.40 |
|------|--------------|----------------|-----|----------|

**ARIZONA - Coverage Approx. 20 Sq.ft**

|          |              |                |     |          |
|----------|--------------|----------------|-----|----------|
| Buckskin | Rise 2" - 6" | Bed 8" or more | ton | \$677.35 |
|----------|--------------|----------------|-----|----------|

**ATTIA QUARRY - Coverage Approx. 20 Sq. Ft.**

|               |           |     |          |
|---------------|-----------|-----|----------|
| Giant Drywall | 16" - 24" | ton | \$345.00 |
|---------------|-----------|-----|----------|

**BIRMINGHAM SANDSTONE RUSSELL STONE - Coverage Approx. 20 Sq.ft - Buff**

|                   |             |     |          |
|-------------------|-------------|-----|----------|
| Rise 3",6",9",12" | Sawn Bed 8" | ton | \$727.95 |
|-------------------|-------------|-----|----------|

**BOBCAYGEON - Coverage Approx. 20 Sq.ft**

|      |              |                |     |          |
|------|--------------|----------------|-----|----------|
| Grey | Rise 2" - 8" | Natural Bed 8" | ton | \$247.25 |
| Red  | Rise 2" - 8" | Sawn Bed 8"    | ton | \$368.00 |

**BSRG - Coverage Approx. 20 Sq.ft**

|                          |   |    |          |          |
|--------------------------|---|----|----------|----------|
| Wiarthon Brown - Natural | 2" - 8"                                 | 8" | ton      | \$365.13 |
| Wiarthon Black - Natural | 2" - 5"                                 |    |          | \$537.63 |
| Eramosa - Natural        | 2" - 4"                                 |    |          | \$460.00 |
|                          | 4" - 6"                                 |    |          | \$408.25 |
|                          | 6" - 8"                                 |    |          | \$382.38 |
| Wiarthon Brown - Sawn    | Sawn Lengths up tp 48" x 8" 3" to 10" H |    | \$537.63 |          |
| Eramosa - Sawn           | Sawn Top & Bottom 2" , 4" , 6" , 8"     | 8" | \$580.75 |          |
| Brown & Grey             |   |    | \$805.00 |          |

**COLORADO - Coverage Approx. 20 Sq.Ft**

|      |              |                |     |          |
|------|--------------|----------------|-----|----------|
| Red  | Rise 2" - 6" | Bed 8" or more | ton | \$592.25 |
| Buff |              |                |     | \$641.70 |

| <b>CREDIT VALLEY DRYWALL PLANTER - Coverage Approx. 20 Sq.ft - Grey, Buff</b> |                               |     |          |
|---|-------------------------------|-----|----------|
| Hilltop   | Rise 2" - 12", Bed 8" or more | ton | \$684.25 |

| <b>GOTT DRYWALL NATURAL TOP &amp; BOTTOM - Coverage Approx. 20 Sq.ft</b> |               |     |          |
|--|---------------|-----|----------|
| 4" or 8" rise  | 8" or 12" bed | ton | \$529.00 |

| <b>GOTT SAWN DRYWALL - Coverage Approx. 20 Sq.ft - Guelph Strata - Orillia grey</b> |                |     |          |
|---|----------------|-----|----------|
| Guelph Warton - 4" or 8" rise   | 8" or 12" bed  | ton | \$761.88 |
| Stonecliffe / Sunridge  | 2", 4", 6", 8" |     | \$546.25 |
| Whitewater  |                |     | \$546.25 |
| Bucks Bridge  |                |     | \$546.25 |

| <b>INDIA - Coverage Approx. 20-25 Sq.ft</b> |                                |     |            |
|---|--------------------------------|-----|------------|
| 6" - 8" Bed x 4" High                       | Autumn Brown, Bronte, Blue Ice | ton | \$1,068.35 |
| 6" - 8" Bed x 4" High                       | Garnet, Peach                  | ton | \$1,158.05 |

| <b>INDIANA - Coverage Approx. 20 Sq.ft - Grey - Buff</b> |                       |     |          |
|--|-----------------------|-----|----------|
| Rise 3"-8" Split face, sawn top & btm                    | Bed 8" (20cm) or more | ton | \$494.50 |
| Rise 2" Split face, sawn top & bottom                    | Bed 8" (20cm) or more | ton | \$568.68 |

| <b>KINGSTON FRONTENAC - Coverage Approx. 20 Sq.ft - Dark Grey</b> |                |     |          |
|---|----------------|-----|----------|
| Rise 2" - 8"  | Bed 8" or more | ton | \$379.50 |
| Rise 2" - 8"  | Tumbled        |     | \$425.50 |

| <b>KINGSTON HUE - Coverage Approx. 20 Sq.ft - Full Range Of Colours</b> |                |     |          |
|---|----------------|-----|----------|
| Rise 2" - 8"  | Bed 8" or more | ton | \$379.50 |
| Rise 2" - 8"  | Tumbled        |     | \$425.50 |

| <b>KINGSTON HUE GRANITE RIDEAUVIEW - Cvrge Approx. 20Sq.ft - Full Range of Colours</b> |                |     |          |
|--|----------------|-----|----------|
| Rise 3" - 8"   | Bed 8" or more | ton | \$805.00 |

| <b>MUSKOKA GRANITE DRYWALL - Natural Top</b> |             |     |          |
|--|-------------|-----|----------|
| 5" - 12" thick, 8" - 12" bed                 | Guillotined | ton | \$538.20 |

| <b>OS EBEL QUARRY - Grey, Buff</b> |                                |     |          |
|------------------------------------|--------------------------------|-----|----------|
| 2" - 10" high, 8" - 12" bed        | Natural top, guillotined       | ton | \$218.50 |
| 2" - 10" high, 8" - 12" bed        | Sawn top, guillotined Up to 4" | ton | \$477.25 |
| 2" - 10" high, 8" - 12" bed        | Sawn top, guillotined Over 4"  | ton | \$511.75 |

| <b>OS GEORGIAN BAY QUARRY - Grey, Buff</b> |                          |     |          |
|--|--------------------------|-----|----------|
| 2" - 10" high, 8" bed                      | Natural top, guillotined | ton | \$258.75 |

| <b>OS LEDGEROCK QUARRY - Eramosa, Grey Warton</b> |         |     |          |
|---|---------|-----|----------|
| Rise 2" Sawn bed                                  | 8" wide | ton | \$561.60 |
| Rise 4"- 6" - 8" high Sawn bed                    |         |     | \$475.35 |
| Rise 2" Sawn bed Hope Bay                         |         |     | \$524.52 |
| Rise 4"- 6" - 8" high Sawn bed Hope Bay           |         |     | \$438.27 |

| <b>OS LEDGEROCK QUARRY - Grey, Buff</b>                                   |                            |     |            |
|---|----------------------------|-----|------------|
| <b>8" Bed - Coverage Approx. 20 Sq.ft - 12" Bed Coverage 12 fc ft/ton</b> |                            |     |            |
| Rise 2" - 10" - Natural split layers.                                     | Bed 8" - 12"               | ton | \$295.26   |
| Guillotined 2 sides   | Square Ends-Bed 8" or more |     | ON REQUEST |

| <b>OS LEDGEROCK QUARRY - STRATA GIANT DRYWALL</b> |                                |     |          |
|---|--------------------------------|-----|----------|
| 12"h - 24", 48"long                               | Natural Face, Bottom, Top Sawn | ton | \$358.23 |

| <b>OS LEDGEROCK QUARRY - STRATA DRYWALL</b> |         |     |          |
|---|---------|-----|----------|
| Rise 2" Sawn bed                            | 8" wide | ton | \$326.49 |
| Rise 4", 6", 8" Sawn bed                    |         |     | \$240.24 |

**OS LEDGEROCK QUARRY – WATERFALL DRYWALL**

|                              |                                    |     |          |
|------------------------------|------------------------------------|-----|----------|
| 2" – 12" high – up to 200lbs | Top, Bottom Beds Natural Weathered | ton | \$358.23 |
|------------------------------|------------------------------------|-----|----------|

**OS LEDGEROCK QUARRY – GIANT DRYWALL**

|                        |  |  |          |
|------------------------|--|--|----------|
| Grey, Buff Armour wall | Cubical-2 ft.layer–24"–72"Sawn lengths |  | \$358.23 |
| Grey, Buff Armour wall | Cubical - Special Lengths              |  | \$539.35 |

**OS LIMBERLOST STONE QUARRY – Grey, Buff**

|                       |                          |     |          |
|-----------------------|--------------------------|-----|----------|
| 2" – 10" high, 8" bed | Natural top, guillotined | ton | \$330.63 |
| 2" – 8" high, 8" bed  | Sawn Bed, Split face     |     | \$460.00 |

**PENNSYLVANIA - NEW YORK - Cvge Approx. 20 Sq.ft - Blue, Green, Bronze, Maroon**

|              |                |     |          |
|--------------|----------------|-----|----------|
| Rise 2" - 4" | Bed 8" or more | ton | \$430.56 |
|--------------|----------------|-----|----------|

**STONESCPE**

|                       |      |     |          |
|-----------------------|------|-----|----------|
| 3" – 7" high, 8" wide | Sawn | ton | \$451.95 |
|-----------------------|------|-----|----------|

**YUKON GOLD (IDAHO) MOUNTAIN STONE SNAKE RIVER QUARTZITE**

|                             |                             |     |          |
|-----------------------------|-----------------------------|-----|----------|
| 2" – 8" high, 6" – 12" wide | Gold Rush - Silver Coverage | ton | \$569.25 |
|-----------------------------|-----------------------------|-----|----------|

**DOUBLE - Coverage Approx. 20 Sq. Ft. - Thick Flagstone**

|  |                            |         |     |             |
|--|----------------------------|---------|-----|-------------|
| Credit Valley Drywall-3 Quarries         | Cutting double, Grey, Buff | 3" - 8" | ton | See 5 Point |
| Credit Valley Drywall - Deforest         |                            |         |     | \$287.50    |
| Credit Valley Drywall - Hilltop          |                            |         |     | \$402.50    |
| Credit Valley Drywall - Rice             |                            |         |     | \$287.50    |
| OS Warton, Mar, Northern Natural Drywall |                            |         |     | \$201.25    |

**RANDOM FLAGSTONE****ARIZONA - Buckskin, Classic Oak, Pueblo, Rosa, Sunburst**

|                              |                        |     |          |
|------------------------------|------------------------|-----|----------|
| Patio Flat - 1.5"-2.5"       | Coverage 100-110 Sq.ft | ton | \$442.75 |
| Select Stand-Up - 1.5"-2.25" | Coverage 100-110 Sq.ft | ton | \$664.70 |

**BRUCE PENINSULA -**

|      |                           |     |          |
|------|---------------------------|-----|----------|
| 1.5" | Coverage 90 – 130 sq. ft. | ton | \$480.70 |
|------|---------------------------|-----|----------|

**BVS GARDEN PATH - Earthtones, Bluegrey, Green, Bronze**

|           |         |                      |     |          |
|-----------|---------|----------------------|-----|----------|
| 1" – 1.5" | 2.5-5cm | Coverage 100 sq. ft. | ton | \$287.50 |
|-----------|---------|----------------------|-----|----------|

**COLORADO RANDOM - Red, Sandstone**

|            |                        |     |          |
|------------|------------------------|-----|----------|
| 1.5" to 2" | Coverage 110-120 Sq.ft | ton | \$543.95 |
|------------|------------------------|-----|----------|

**CREDIT VALLEY - Coverage 70 - 80 Sq.ft**

|                              |           |     |          |
|------------------------------|-----------|-----|----------|
| Deforest - Red Piebald Mixed | 1.5" - 2" | ton | \$632.50 |
| Hilltop - Grey               | 1.5" - 2" |     | \$649.75 |
| Rice - Thin Random           | .5 – 1"   |     | \$718.75 |
| Rice - Grey, Buff            | 1.5" - 2" |     | \$517.50 |

**CROW STONE**

|                              |  |     |          |
|------------------------------|--|-----|----------|
| 1" - 1.5" - Assorted Colours |  | ton | \$569.25 |
|------------------------------|--|-----|----------|

**ELITE BLUE GRANITE**

|                  |                            |     |          |
|------------------|----------------------------|-----|----------|
| 1"               | Coverage 140 - 160 sq. ft. | ton | \$902.75 |
| 1.5"             | Coverage 110 - 120 sq. ft. |     | \$770.50 |
| 2"               | Coverage 65 - 75 sq. ft.   |     | \$882.63 |
| Jumbo Flag 2"–3" | Coverage 40 - 50 sq.ft     |     | \$759.00 |

| <b>GOTT - Orillia/Wiarton, Granite</b>   |  |                            |     |            |
|--|--|----------------------------|-----|------------|
| Wiarton - Grey - .5" - 1"                |  | Coverage 150 – 250 sq. ft. |     | \$520.38   |
| Wiarton - Grey - 1.25" - 1.5"            |  | Coverage 100 – 125 sq. ft. | ton | \$521.53   |
| Wiarton - Grey - 1.75" - 2"              |  | Coverage 75 – 90 sq. ft.   |     | \$491.63   |
| Granite - Black, Grey & Pink - 1"-1.5" A |  | Coverage 100 sq.ft         |     | \$1,840.00 |
| Granite - Black, Grey & Pink - 2" B      |  | Coverage 100 sq.ft         |     | \$1,322.50 |
| Orillia Jumbo Flag 3"-4" Skidded         |  | Coverage 50 sq.ft          |     | \$460.00   |
| Wiarton Jumbo Flag 3"-4" Skidded         |  | Coverage 50 sq.ft          |     | \$537.63   |

| <b>INDIANA SAWN ENDS – Saw Cut 2 Sides – Semi Sq</b> |  |                          |     |          |
|--|--|--------------------------|-----|----------|
| 2" – 2.25"   |  | Coverage 75 – 85 sq. ft. | ton | \$303.60 |

| <b>KINGSTON FRONTENAC - Dark Grey</b> |       |                          |     |          |
|---------------------------------------|-------|--------------------------|-----|----------|
| 1.5" - 2" thick                       | 4-5cm | Coverage 65 – 70 sq. ft. | ton | \$460.00 |

| <b>KINGSTON HUE RANDOM - Full Range Of Colours</b> |              |                         |     |          |
|--|--------------|-------------------------|-----|----------|
| 1.5"-2" thick                                      | 2.5 – 4.45cm | Coverage 65 – 70sq. ft. | ton | \$460.00 |

| <b>KINGSTON RIDEAUVIEW GRANITE</b> |  |               |     |          |
|------------------------------------|--|---------------|-----|----------|
|                                    |  | 1.25" – 2.25" | ton | \$805.00 |

| <b>MUSKOKA GRANITE – Grey/Pink</b> |  |                          |     |            |
|------------------------------------|--|--------------------------|-----|------------|
| 2"                                 |  | Coverage 80 – 90 sq.ft   | ton | \$888.38   |
| 1.5"                               |  | Coverage 90 – 100 sq.ft  |     | \$1,060.88 |
| 1"                                 |  | Coverage 120 – 130 sq.ft |     | \$1,233.38 |

| <b>NORDIC</b> |  |                          |     |          |
|---------------|--|--------------------------|-----|----------|
| .75" - 1.5"   |  | Coverage 125 - 140 sq.ft | ton | \$347.88 |
| 1.5" – 2.5"   |  | Coverage 80 - 100 sq.ft  |     | \$304.75 |

| <b>OS A &amp; A Natural Stone</b> |  |                           |     |          |
|-----------------------------------|--|---------------------------|-----|----------|
| .5"-.75"                          |  | Coverage 160 - 240 sq.ft. | ton | \$403.08 |
| 1"                                |  | Coverage 100 – 120 sq.ft. |     | \$408.25 |
| 1.25" - 1.50"                     |  | Coverage 90 – 130 sq. ft. |     | \$418.60 |
| 1.75"                             |  | Coverage 75 – 85 sq. ft.  |     | \$394.45 |
| 2"                                |  | Coverage 45 – 55 sq. ft.  |     | \$378.93 |

| <b>OS BIQ QUARRY</b> |  |                           |     | <b>Erosan</b> |
|----------------------|--|---------------------------|-----|---------------|
| 1" - 1.5"            |  | Coverage 100 - 125 sq.ft. | ton | \$366.42      |
| 1.5" - 2"            |  | Coverage 75 - 100 sq.ft.  |     | \$343.91      |
| 2" - 2.5"            |  | Coverage 40 – 50 sq.ft    |     | \$328.90      |
| Jumbo Flag - Wiarton |  | Coverage 40 – 50 sq.ft    |     | \$478.98      |

| <b>OS BSRG - Black , Buff</b> |                           |     | <b>Buff</b> | <b>Black</b> |
|-------------------------------|---------------------------|-----|-------------|--------------|
| 1"                            | Coverage 100 – 120 sq.ft  | ton | \$416.88    | \$460.00     |
| 1.5"                          | Coverage 90 – 130 sq. ft. |     | \$378.93    | \$408.25     |
| 2"+                           | Coverage 80 - 100 sq.ft   |     | \$330.63    | \$365.13     |

| <b>OS EBEL QUARRY - Grey, Buff</b> |                              |     | <b>Beige/Black</b> |
|------------------------------------|------------------------------|-----|--------------------|
| .5"-.75"                           | Coverage 160 - 240 sq.ft.    | ton | \$442.75           |
| 1"- 2" – 120 sq.ft coverage        | 1" – 2" – 90 sq.ft coverage. |     | \$468.63           |

| <b>OS LEDGEROCK QUARRY - ERAMOSA – Sawn Finish or Bush Hammered</b> |  |                           |     |          |
|---|--|---------------------------|-----|----------|
| 1" thick - Random   |  | Coverage approx 140 sq.ft | ton | \$230.00 |

| <b>OS LEDGEROCK QUARRY</b>   |                          |     |          | <b>Buff/Grey</b> | <b>Black/PebbleTop</b> |
|------------------------------|--------------------------|-----|----------|------------------|------------------------|
| 3/8" thick                   | Coverage 400sq.ft        | ton | \$517.79 |                  |                        |
| .5" thick                    | Coverage 250sq.ft        |     | \$472.94 |                  |                        |
| .75" thick                   | Coverage 160sq.ft        |     | \$384.10 | \$428.95         |                        |
| 1"-1.25"th - 130 sq.ft cvrge | 1.5"-1.75 100sq.ft Cvrge |     | \$360.81 | \$380.65         |                        |
| 2" thick                     | 50 sq. ft. Coverage      |     |          |                  |                        |
| Jumbo                        | 40-50 sq. ft. Coverage   |     |          |                  | \$417.74               |

| <b>OS LIMBERLOST STONE QUARRY – Buff, Black</b> |                           |     |                        |
|---|---------------------------|-----|------------------------|
| .5" – 1"  | Coverage 240 – 250 sq.ft. | ton | Buff/Black<br>\$365.13 |
| 1" – 1.5"                                       | Coverage 120 – 130 sq.ft. |     | \$365.13               |
| 1.5" – 2"                                       | Coverage 110 – 120 sq.ft. |     | \$365.13               |
| 2" & over                                       | Coverage 50 sq.ft         |     | \$249.55               |

| <b>OS WIARTON QUARRY - Grey, Buff</b> |                         |     |          |
|---------------------------------------|-------------------------|-----|----------|
| 3/8"                                  | Coverage 400 sq. ft     | ton | \$715.30 |
| .75"                                  | Coverage 160 sq.ft      |     | \$672.75 |
| 1" - 2"                               | Coverage 100 - 130sq.ft |     | \$379.50 |
| Jumbo 2" plus                         | Coverage 40 sq.ft       |     | \$569.25 |

| <b>PENNSYLVANIA GARDEN PATH - Earthtones, Bluegrey, Green, Bronze</b> |         |                      |                 |
|---|---------|----------------------|-----------------|
| 1" – 1.5"   | 2.5-5cm | Coverage 100 sq. ft. | ton<br>\$424.12 |

| <b>PENNSYLVANIA - NEW YORK RANDOM</b> |              |                      |     |            |
|---------------------------------------|--------------|----------------------|-----|------------|
| Blue,Gold,Green 1"-1.75" thick        | 2.5 – 4.45cm | Coverage 100 sq. ft. | ton | \$511.75   |
| Blue Select 1" – 1.75" thick          |              |                      |     | \$1,141.26 |
| Maroon 1" – 1.75" thick               |              |                      |     | \$733.24   |

| <b>RAINBOW RANDOM – Buff-Brown W/ Lilac Accents</b> |                        |  |                 |
|---|------------------------|--|-----------------|
| 1.5" – 2.5"   | Coverage 65 – 70 Sq.ft |  | ton<br>\$430.10 |

| <b>SCOTIA SLATE - Dark Grey – Light Green Hues</b> |                            |  |     |          |
|--|----------------------------|--|-----|----------|
| 7/8" thick   | Coverage 150 – 155 sq. ft. |  | ton | \$787.75 |
| 1" - 1.25"   | Coverage 90 - 100 sq. ft.  |  |     | \$755.63 |
| 1.5" - 2"  | Coverage 70 - 80 sq. ft.   |  |     | \$679.95 |

| <b>VERMONT SLATE VALLEYRUN RANDOM - .75" - 1"</b> |                          |     |          |
|---|--------------------------|-----|----------|
| Mixed Grey, Green, Purple                         | Coverage 150 - 160 Sq.ft | ton | \$468.05 |
| Red   |                          |     | \$822.25 |
| Hampton Black - Grey Black                        |                          |     | \$501.40 |

| <b>YUKON GOLD MOUNTAIN STONE SNAKE RIVER QUARTZITE RANDOM</b>                      |                                   |  |     |          |
|--|-----------------------------------|--|-----|----------|
| <b>Gold Rush – Silver Strike – River Gray – Indian Paint Brush – Cowboy Coffee</b> |                                   |  |     |          |
| .75" – 1"  | Coverage 185 - 195 Sq.ft          |  | ton | \$791.20 |
| .25" - .75"  | Coverage 240 - 250 Sq.ft          |  |     | \$872.85 |
| 1" – 1.5" Coverage 125–135 Sq.ft   | 1.5"- 2" Coverage 115 – 125 Sq.ft |  |     | \$619.85 |
| .75" – 1" Park Valley Green  | Coverage 185 – 195 sq.ft          |  |     | \$816.50 |
| 1" – 1.5" Park Valley Green  | Coverage 90 – 100 sq.ft           |  |     | \$677.35 |

## RECTANGULAR FLAGSTONE

| <b>ALGONQUIN GRANITE</b> |                           |         |
|--------------------------|---------------------------|---------|
| Dana Black               | 1" 12" x 24" to 24" x 24" | \$20.82 |

| <b>ARIZONA</b>                      |                       |       |         |
|-------------------------------------|-----------------------|-------|---------|
| Peach, Buckskin Red, Rosa, Sunburst | 12" x 12" – 24" x 24" | sq.ft | \$14.55 |

| <b>BRASIL STONE IMPEX -1"</b> |                |  |                  |
|-------------------------------|----------------|--|------------------|
| 12" x 24" - 24" x 24"         | Gold Quartzite |  | sq.ft<br>\$18.86 |

| <b>BSRG</b> |               |                     |       |       |         |
|-------------|---------------|---------------------|-------|-------|---------|
| Eramosa     | Sandblasted   | 12"x12" to 24"x 24" | 1"    | sq.ft | \$15.81 |
|             |               | Over 24"x24"        |       |       | \$18.40 |
|             | Sandblasted   | 12"x12" to 24"x 24" | 2"    |       | \$21.28 |
|             |               | Over 24"x24"        |       |       | \$23.86 |
|             | Bush Hammered | 12"x12" to 24"x 24" | 1.25" |       | \$20.41 |
|             |               | Over 24"x24"        |       |       | \$22.14 |
|             | Bush Hammered | 12"x12" to 24"x 24" | 2"    |       | \$25.59 |
|             |               | Over 24"x24"        |       |       | \$27.31 |



| BRUCE PENINSULA - Natural       |      |         |
|---------------------------------|------|---------|
| 1 1/2" Natural Top -mixed sizes | sqft | \$17.25 |

| CHINA BANAS - Flamed, Waterjet, BH - 1.25" |                   |       |                 |         |        |
|--|-------------------|-------|-----------------|---------|--------|
| Granite                                    |                   | sq.ft | 1"              | 1.25"   |        |
| Amber                                      | BH, Sawn, 5SS     |       |                 | \$9.09  |        |
| Black Pearl                                | FL, Sawn, 5SS     |       | \$25.46         |         |        |
| Fine Grey                                  |                   |       | \$22.08         | \$23.40 |        |
| Jet Black                                  |                   |       | \$15.81         | \$16.79 |        |
| Jet Black - 24" x 24" & 24" x 36"          |                   |       | \$17.19         | \$18.17 |        |
| Midnight Black                             |                   |       | \$18.94         |         |        |
| Paradiso                                   |                   |       |                 | \$12.54 |        |
| Salt & Pepper                              |                   |       | \$14.59         |         |        |
| Somber                                     |                   |       | \$17.62         |         |        |
| Limestone                                  |                   |       |                 |         |        |
| Algonquin Brown                            |                   |       | Acid, Sawn, 5SS |         | \$7.36 |
| Antique Black                              | Acid, Sawn, S4S   |       | \$15.20         | \$17.25 |        |
| Silver Grey                                | Flamed, Sawn, S4S |       | \$15.20         | \$17.25 |        |
| Sandstone                                  |                   |       |                 |         |        |
| Brown Wave                                 | Flamed, Sawn, S4S |       | \$7.36          |         |        |

| CHINA IMPEX    |  |       |  |         |
|----------------|--|-------|--|---------|
| Sandstone      |  | sq.ft |  | 1"      |
| Blue (Thermal) |  |       |  | \$10.70 |

| CHINA OAKVILLE - SB, Brushed, Flamed, Acid Washed - 1.25" |             |       |         |         |
|---|-------------|-------|---------|---------|
| Granite Oxford  |             | sq.ft | 1.25"   | 1"      |
| Midnight Black  | Flamed      |       | \$0.00  | \$15.35 |
| Limestone Hampton   |             |       |         |         |
| Algonquin Brown   | Acid Washed |       | \$13.46 |         |
| Limestone Antique Acid Wash                               | Flamed, BH  |       | \$0.00  | \$13.37 |
| Sandstone   |             |       |         |         |
| Brown Wave Hampton  | Flamed, 5SS |       | \$10.18 | \$9.26  |

| CHINA SUNNYWEI - SB, BH, Flamed, Acid |            |         |         |         |         |
|---------------------------------------|------------|---------|---------|---------|---------|
| Basalt                                |            | sq.ft   | 1"      | 1.25"   | 2"      |
| Black                                 | Flamed     |         | \$11.04 | \$12.02 | \$18.98 |
| Granite                               |            |         |         |         |         |
| Crystal Black                         | Flamed     |         | \$16.85 | \$18.80 | \$32.78 |
| Dark Grey                             | Flamed     |         | \$12.51 | \$13.28 | \$22.34 |
| Ebony                                 | Flamed     |         | \$12.02 | \$12.54 | \$23.46 |
| East Jet Black                        | Flamed     |         | \$12.02 | \$13.63 | \$25.70 |
| Green Butterfly                       | Flamed     |         | \$11.67 | \$13.63 | \$19.44 |
| Grain White                           | Flamed     |         | \$10.87 | \$11.90 | \$20.36 |
| Jet Black                             | Flamed     |         | \$15.53 | \$16.56 | \$32.76 |
| Peach                                 | Flamed     |         | \$9.78  | \$10.64 | \$16.73 |
| Rain Cloud                            | Flamed     |         | \$10.87 | \$11.73 | \$17.77 |
| Royal Pink                            | Flamed     |         | \$10.52 | \$11.67 | \$18.46 |
| Salt & Pepper                         | Flamed     |         | \$9.49  | \$10.18 | \$17.88 |
| Sea Wave                              | Flamed     |         | \$9.78  | \$10.64 | \$16.73 |
| Sunrise                               | BH         |         | \$10.18 | \$11.73 | \$17.77 |
| Sunrise                               | SB         |         | \$11.21 | \$11.33 | \$17.88 |
| Tiger Grain                           | Flamed     |         | \$9.78  | \$10.64 | \$16.73 |
| Limestone                             |            |         |         |         |         |
| New Beige                             | SB/Antique |         | \$14.66 | \$16.39 | \$25.82 |
| Ontario Gray                          | SB         | \$12.02 | \$12.54 | \$21.16 |         |
| Silver Valley Grey                    | Flamed     | \$9.09  | \$10.18 | \$16.04 |         |
| Silver Valley Grey                    | Acid       | \$9.66  | \$10.81 | \$16.68 |         |
| Sandstone                             |            |         |         |         |         |
| Oak (Brown Wave)                      | Flamed     | \$10.01 | \$10.29 | \$16.85 |         |
| Silver Grey                           | Natural    | \$11.73 | \$15.35 |         |         |
| Slate/Quartz                          |            |         |         |         |         |
| Yellow Quartz Wood Grain              | Natural    |         | \$10.35 | \$20.64 |         |

| <b>CHINA UNILOCK NATURAL STONE</b> |  |                  |       |         |
|------------------------------------|--|------------------|-------|---------|
| <b>Granite 1" Flamed</b>           |  | 12"x24", 24"x24" | sq.ft |         |
| Black Oyster                       |  |                  |       | \$16.24 |
| Castle Grey                        |  |                  |       | \$13.42 |
| Galaxy Frost                       |  |                  |       | \$9.44  |
| <b>Granite 2" Flamed</b>           |  |                  |       |         |
| Black Oyster                       |  |                  |       | \$28.42 |
| Castle Grey                        |  | \$25.12          |       |         |
| Galaxy Frost                       |  | \$17.87          |       |         |

| <b>COLORADO RED - 1.5" Thick - Red</b>     |                              |       |         |
|--|------------------------------|-------|---------|
| 18" x 24"                                  | Snapped edges, natural cleft | sq.ft | \$15.30 |
| 24" x 24"                                  |                              |       | \$18.40 |
| 18" x 18", 12" x 24", 12" x 18", 12" x 12" |                              |       | \$12.88 |
| Buff On Request                            |                              |       |         |

| <b>CREDIT VALLEY - Grey - 1.5" - 2" thick</b> |                                   |       |         |
|---|-----------------------------------|-------|---------|
| Hilltop & Rice - 24"                          | Random length                     | sq.ft | \$28.75 |
| Hilltop & Rice - 12"                          | Coping - random length            |       | \$32.20 |
| Hilltop & Rice - 18"                          | Steps and hearths - random length |       | \$32.20 |
| Deforest - Grey & Red Piebald                 | Square                            |       | \$25.30 |
| Deforest - Grey & Red Piebald                 | Coping                            |       | \$31.05 |

| <b>CROW STONE - Grey/Buff – Semi Square</b> |  |       |         |
|---|--|-------|---------|
| 1.25" - 2.5"                                |  | sq.ft | \$20.36 |

| <b>ELITE BLUE GRANITE</b> |                       |        |         |
|---------------------------|-----------------------|--------|---------|
| 1.5" – 2" thick           | 12" x 12" – 18" x 18" | sq. ft | \$32.20 |
|                           | 18" x 24" – 24" x 24" |        | \$35.65 |
|                           | 18" x 30" – 24" x 30" |        | \$52.90 |

| <b>INDIA BANAS - 1"</b> |              |       |        |         |
|-------------------------|--------------|-------|--------|---------|
| <b>Limestone</b>        |              | sq.ft | HC     | CAL     |
| Kota Black              | Nat/Nat(Cal) |       |        | \$7.56  |
| Kota Blue               | Nat/Nat(Cal) |       |        | \$7.94  |
| <b>Sandstone</b>        |              |       |        |         |
| Beige                   | Nat/Nat(Cal) |       | \$2.93 | \$8.69  |
| Bronte                  | Nat/Nat(Cal) |       | \$2.93 | \$8.42  |
| Brown                   | Nat/Nat(Cal) |       | \$2.93 | \$8.42  |
| Flint                   | Nat/Nat(Cal) |       | \$2.93 | \$8.42  |
| Fossil                  | Nat/Nat(Cal) |       | \$5.52 | \$9.83  |
| Dove Grey               | Nat/Nat(Cal) |       | \$2.93 | \$8.89  |
| Imperial Black          | Nat/Cal      |       |        | \$11.35 |
| Lavender                | Nat/Nat(Cal) |       | \$2.93 | \$8.42  |
| Slate Grey              | Nat/Nat(Cal) |       |        | \$9.07  |
| Venetian Crema          | Shotblasted  |       |        | \$10.79 |
| Venetian Mist           | Shotblasted  |       |        | \$12.49 |

| <b>INDIA IMPEX - 1"</b>  |         |       |        |        |
|--------------------------|---------|-------|--------|--------|
| <b>Limestone</b>         |         | sq.ft | HC     | STD    |
| Limestone Black(K Black) | Nat/Cal |       |        | \$8.11 |
| <b>Sandstone</b>         |         |       |        |        |
| Autumn Brown             | Nat/Cal |       | \$8.11 | \$8.54 |
| Beige/Peach              | Nat/Cal |       | \$8.54 | \$8.94 |
| Buff                     | Nat/Cal |       | \$8.97 | \$9.41 |
| Blue Ice                 | Nat/Cal |       | \$8.54 | \$8.94 |
| Bronte                   | Nat/Cal |       | \$8.28 | \$8.72 |
| Brunette                 | Nat/Cal |       | \$8.28 | \$8.72 |
| Cumberland Grey          | Nat/Cal |       | \$8.54 | \$8.94 |
| Dove Grey                | Nat/Cal |       | \$8.54 | \$8.94 |

| <b>INDIA IMPEX - 1" - cont.</b> |         |       |  |         |         |
|---------------------------------|---------|-------|--|---------|---------|
| Frontier                        | Nat/Cal | sq.ft |  | \$8.97  | \$9.41  |
| Imperial Black                  | Nat/Cal |       |  | \$10.27 | \$10.66 |
| Lavender                        | Nat/Cal |       |  | \$8.28  | \$8.72  |
| Moonlight Grey                  | Nat/Cal |       |  | \$8.28  | \$8.72  |
| Rainbow/Teakwood                | Nat/Cal |       |  |         | \$8.94  |
| Slate Grey                      | Nat/Cal |       |  | \$8.28  | \$8.72  |

| <b>INDIA IMPEX - FLAMED - 1.25"</b> |             |       |  |  |         |
|-------------------------------------|-------------|-------|--|--|---------|
| <b>Granite</b>                      |             | sq.ft |  |  |         |
| Black                               | 12x12-24x36 |       |  |  | \$19.61 |
| Desert Brown, Desert Gold           | 12x12-24x36 |       |  |  | \$17.68 |
| New Muskoka                         | 12x12-24x36 |       |  |  | \$17.02 |
| Rosy Pink                           | 12x12-24x36 |       |  |  | \$16.16 |

| <b>INDIA OAKVILLE - 1"</b> |              |       |  |  |         |
|----------------------------|--------------|-------|--|--|---------|
| <b>Limestone</b>           |              | sq.ft |  |  | CAL     |
| Black                      | Nat/Nat(Cal) |       |  |  | \$8.72  |
| <b>Sandstone</b>           |              |       |  |  |         |
| Autumn Brown               | Nat/Nat(Cal) |       |  |  | \$8.89  |
| Blue Ice                   | Nat/Nat(Cal) |       |  |  | \$9.41  |
| Flint                      | Nat/Nat(Cal) |       |  |  | \$7.88  |
| Imperial Black             | Nat/Cal      |       |  |  | \$11.56 |
| Ivory Coast                | Nat/Nat(Cal) |       |  |  | \$15.18 |
| Sagebrush(Lavender)        | Nat/Nat(Cal) |       |  |  | \$8.89  |
| Slate Grey                 | Nat/Nat(Cal) |       |  |  | \$9.41  |

| <b>INDIA RANEE IMPEX - 1"</b> |          |       |  |  |        |
|-------------------------------|----------|-------|--|--|--------|
| <b>Limestone</b>              |          | sq.ft |  |  |        |
| Kota Black                    | Nat(Cal) |       |  |  | \$6.11 |
| <b>Sandstone</b>              |          |       |  |  |        |
| Autumn Grey                   | Nat(Cal) |       |  |  | \$6.61 |

| <b>INDIA UNILOCK NATURAL STONE</b> |                           |       |  |  |         |
|------------------------------------|---------------------------|-------|--|--|---------|
| <b>Limestone</b>                   |                           | sq.ft |  |  |         |
| Black River                        | 12"x24", 24"x24", 24"x36" |       |  |  | \$7.36  |
| <b>Sandstone</b>                   |                           |       |  |  |         |
| Greyfield                          | 12"x24", 24"x24", 24"x36" |       |  |  | \$14.50 |
| Indian Coast                       |                           |       |  |  | \$13.90 |
| Stone Cliff Grey                   |                           |       |  |  | \$9.29  |
| Bucine Bluestone                   |                           |       |  |  | \$16.88 |

| <b>INDIANA LIMESTONE - Buff, Grey &amp; Varigated</b> |                       |       |  |  |         |
|---|-----------------------|-------|--|--|---------|
| 1.5" Buff   | 12" x 12" – 24" x 24" | sq.ft |  |  | \$25.79 |
| 1.5" Grey   | 12" x 12" – 24" x 24" |       |  |  | \$19.41 |

| <b>MIDHURST GRANTE – Square Cut</b> |                                   |       |  |  |         |
|-------------------------------------|-----------------------------------|-------|--|--|---------|
| 1.25"                               | 12"x24 , 18"x24, 24"x24 , 24"x36" | sq.ft |  |  | \$26.74 |
| 2"                                  |                                   |       |  |  | \$36.23 |

| <b>MUSKOKA GRANITE</b> |             |       |  |  |         |
|------------------------|-------------|-------|--|--|---------|
| 2" or 3"               | up to 24x30 | sq.ft |  |  | \$22.14 |

| <b>OS BIQ QUARRY – Buff/Grey – Square Cut</b> |      |       |  |  |         |
|---|------|-------|--|--|---------|
| 12" x 12"– 24" x 24" - Eramosa BH,FL,SB       | 1"   | sq.ft |  |  | \$13.63 |
| Over 24x30                                    | 1"   |       |  |  | \$17.03 |
| 12" x 12"– 24" x 24" - Eramosa BH,FL,SB       | 1.5" |       |  |  | \$19.21 |
| Over 24x30                                    | 1.5" |       |  |  | \$24.01 |
| 12" x 12"– 24" x 24" - Eramosa BH,FL,SB       | 2"   |       |  |  | \$22.77 |
| Over 24x30                                    | 2"   |       |  |  | \$28.69 |

| OS EBEL QUARRY – Square Cut       |       | Ebel Grade A |         | Ebel Warton |
|-----------------------------------|-------|--------------|---------|-------------|
| 12" x 12" – 24" x 24" x 1" – 2"   | sq.ft | Beige/Black  | \$29.30 | \$15.41     |
| 12" x 12" – 24" x 24" x 1" – 2"   |       |              |         |             |
| 24" x 30" – 24" x 36"             |       | Beige/Black  | \$31.54 | \$16.45     |
| 24" x 30" – 24" x 36"             |       |              |         |             |
| 30" x 36" – 24" x 48" – 36" x 36" |       | Beige/Black  | \$37.32 |             |
| Banding up to 48"                 |       | Beige/Black  | \$33.27 |             |

| OS GEORGIAN BAY QUARRY – WIARTON – Black & Pebble Top – Square Cut |           |       |         |
|--|-----------|-------|---------|
| 12" x 12" – 24" x 24"  | .75" – 4" | sq.ft | \$13.23 |
| Oversize – 24" x 30" and larger                                    | 2" – 4"   |       | \$28.75 |

| OS GEORGIAN BAY QUARRY – SAWN - SANDBLASTED – Square Cut |    |         |         |         |
|--|----|---------|---------|---------|
|  | 1" | sq.ft   | Eramosa | Beige   |
| 12" x 12" – 24" x 24"                                    |    |         | \$12.82 | \$12.82 |
| 12" x 12" – 24" x 24"                                    | 2" |         | \$21.74 | \$21.74 |
| 12" x 12" – 24" x 24"                                    | 3" |         | \$30.48 | \$30.48 |
| 12" x 12" – 24" x 24"                                    | 4" | \$40.83 | \$40.83 |         |
| Larger on request add 20%                                |    |         |         |         |

| OS LEDGEROCK QUARRY – PAVER – Eramosa Marble |               |       |          |          |
|--|---------------|-------|----------|----------|
| Eramosa - BH & SB                            |               |       | 1" thick | 2" thick |
| Erosan                                       | 12x12 - 24x24 | sq.ft | \$15.01  | \$26.62  |
|  | 24x30 & Over  |       | \$24.50  | \$31.11  |
| Eramosa - Flamed                             |               |       | 1" thick | 2" thick |
| Erosan                                       | 12x12 - 24x24 | sq.ft | \$15.53  | \$26.62  |
|  | 24x30 & Over  |       | \$25.01  | \$31.11  |

| OS LEDGEROCK QUARRY - Square Cut Natural |  |       | Buff    |
|--|--|-------|---------|
| 12x12 - 24x24                            |  | sq.ft | \$15.33 |
| 24x30 & Over                             |  |       | \$16.88 |

| OS LIMBERLOST STONE – Black, Buff -Square Cut |       |         | SB Brown & Tan |
|---|-------|---------|----------------|
| 12" x 12" – 24" x 24" Brown Sandblasted       | 1.5"  | sq.ft   | \$25.38        |
| 24" x 30" & larger Brown Sandblasted          |       |         | \$31.11        |
| 12" x 12" – 24" x 24" Grey Sandblasted        | 2.25" |         | \$26.51        |
| 24" x 30" & larger Grey Sandblasted           |       | \$34.79 |                |

| OS WIARTON STONE QUARRY – Pebble Top - Square Cut |           |       | Grade A | Grade B |
|---|-----------|-------|---------|---------|
| 12" x 12" – 24" x 24" Beige Pebble Top            | 1.5" – 2" | sq.ft | \$21.56 | \$16.96 |
| 12" x 12" – 24" x 24" Black                       |           |       | \$16.39 | \$13.23 |
| 24" x 30" and larger                              |           |       | \$18.40 |         |
| 24" x 30" and larger                              | 3" – 4"   |       | \$28.75 |         |

| PENNSYLVANIA - NEW YORK - Earthtones, Bluegrey, Green, Bronze |                       |           |         |
|---|-----------------------|-----------|---------|
| Maroon  | 1.5"                  | per sq.ft | \$12.94 |
| Blue Select   |                       |           | \$14.13 |
| Blue-Gold-Green   |                       |           | \$12.36 |
| Maroon  | 1.5" x 24" x 30" & UP | per sq.ft | \$18.46 |
| Blue Select   |                       |           | \$23.40 |
| Blue-Gold-Green   |                       |           | \$18.46 |

| POLYCORN NATURAL STONE - Caledonia & Cambrian Plasma - Grey, Black, other colours available |                        |      |         |
|---|------------------------|------|---------|
| Caladonia, Stanstead Grey - Flamed  | 1.25"x up to 24" x 24" | sqft | \$31.34 |
| Caladonia - Flamed  |                        |      | \$49.66 |
| Stanstead Grey - Flamed   | 1.50"x up to 24" x 24" |      | \$46.78 |
| Cambrian Black - Flamed   |                        |      | \$49.89 |

| SCOTIA SLATE - Dark Grey – Light Green Hues Ungauged |                      |           |         |
|--|----------------------|-----------|---------|
| Gauged 12x12 to 18x24                                | 1.25" to 1.75" thick | per sq.ft | \$16.39 |
| NON-Gauged 12x12 to 18x24                            | 1.25" to 1.75" thick |           | \$13.23 |
| Gauged 24"x24" & Larger                              | 1.25" to 1.75" thick |           | \$20.53 |

| TRUSTONE TRAVERTINE PAVERS – 1.28”(3.2cm) thick |                    |       | Noce/Ivory/Tuscany/Sunset |
|---|--------------------|-------|---------------------------|
| 8" x 8", 8" x 16"                               | Bevelled & Brushed | sq ft | ON REQUEST                |
| 16" x 16"                                       |                    |       |                           |
| 12" x 24"                                       |                    |       |                           |
| 16" x 24"                                       |                    |       |                           |
| 24" x 24"                                       |                    |       |                           |
| 12" x 12" Coping Bullnosed                      |                    |       |                           |
| 12" x 24" Coping Bullnosed                      |                    |       |                           |
| Other colours available, please ask             |                    |       |                           |

## THIN FLAGSTONE – TILES

### PORCELAIN TILES & COPING

| Sunnywei , Unilock , Permacon , Techco-Bloc , Best Way Stone |              |       |            |
|--|--------------|-------|------------|
| Mixed Sizes  | Mixed Colors | sq.ft | On request |

### OS BIQ

|                |  |  |         |
|----------------|--|--|---------|
| Polished Tile  |  |  | \$12.77 |
| Polished Slabs |  |  | \$19.09 |

### OS LEDGEROCK QUARRY - EROSAN PAVER - Eramosa Marble – Textu Red

| Eramosa, Algonquin, Silver Water, Hope Bay, Artesia, Mara |                               | Honed/Polished  | Sandblasted     |
|---|-------------------------------|-----------------|-----------------|
| 3/8" thick – per sq. ft                                   | 12"x12" 360pcs/cr – 10pcs/box | Ask For Pricing | Ask For Pricing |

### SCOTIA SLATE CUT TILE - Ungauged

|                                 |                  |           |         |
|---------------------------------|------------------|-----------|---------|
| 12"x12", 12"x18", 12"x24",      | 3/8", 1/2", 5/8" | per sq.ft | \$16.16 |
| 16" x 16", 18" x 18", 18" x 24" | 3/8", 1/2", 5/8" |           | \$16.91 |
| 24" x 24" + Banding             | 3/8", 1/2", 5/8" |           | \$18.75 |

### VERMONT SLATE - 25" Thick - Light shades of Grey-Green

|           |             |       |        |
|-----------|-------------|-------|--------|
| 12" x 12" | 10sq.ft ctn | sq.ft | \$5.69 |
|-----------|-------------|-------|--------|

### VERMONT SLATE MIXED - 25" Thick – Solid Colour

|           |             |       |         |
|-----------|-------------|-------|---------|
| 12" x 12" | 10sq.ft ctn | sq.ft | \$11.39 |
|-----------|-------------|-------|---------|

## COBBLESTONE PAVERS

| BELGIUM COBBLESTONE – Cobble Stone Hand Cut |                          | Grey | Pink     | Black    |
|---|--------------------------|------|----------|----------|
| Jumbos – 10.5" x 7.5" x 4"                  | 70 - 75 pieces per ton   | ton  | \$622.61 | \$850.08 |
| Regulars – 9" x 4.5" x 4.5"                 | 100 - 105 pieces per ton |      | \$677.99 | \$806.56 |
| Cubes – 4" x 4" x 4"                        | 300 – 325 pieces per ton |      | \$805.58 | \$906.34 |

### HALTON IMPEX COBBLESTONE –Hand Cut- Mixed Colours

|                                       |                                       | Per ton  |
|---------------------------------------|---------------------------------------|----------|
| Blue Ice, Garnet, Bronte 100x100x50mm | cvge 92sq.ft/ton 800-850 pcs per skid | \$799.25 |

### HALTON IMPEX TUMBLED PAVERS - 2"

|                                |        |         |
|--------------------------------|--------|---------|
| Blue Ice, Bronte, Autumn Brown | sq. ft | \$12.08 |
| Topaz Blue, Topaz Brown        |        | \$11.79 |
| Buff, Beige(Peach)             |        | \$13.23 |

### NELSON GRANITE COBBLESTONE – 125-130 pcs/ton – 49 sq.ft/ton

|              |                                    | Per ton  |
|--------------|------------------------------------|----------|
| 9" x 6" x 3" | Vermillion Pink, Canadian Mahogany | \$517.50 |
| 9" x 6" x 3" | Pine Green, Crystal Gold           | \$649.75 |

### RECLAIMED COBBLESTONE – Hand Cut – Mixed Colours

|  |     |          |
|--|-----|----------|
|  | ton | \$517.50 |
|--|-----|----------|

## WATERFALL, FOUNTAIN STONE, CUBICAL ROCKS, LAWN BOULDERS & WALL STONE

### WEATHERED FACE LANDSCAPING STONE

|   |   |     |              |
|---|---|-----|--------------|
| Bruce Peninsula & O S Waterfall - Stonescape - Gott   | Random sized chunks up to 42" wide                                | ton | \$241.50     |
| Frontenac Decorative, White & Dark Cubical - on skids   | KH, Gott-Manitoulin-Orillia-etc                                   |     | \$293.25     |
| Elite Blue Granite  | Waterfall Stone   |     | \$402.50     |
| Pennsylvania Chicken Stone  | Mixed colours - on skids  |     | \$430.56     |
| Kingston Hue Clean & Mossy  | Chunks – Multi Colours  |     | \$241.50     |
| Granite Chunks - Northern & Rideauview  |   |     |              |
| Bigwood Granite-Earth Tones-Chunks  | Benches-Waterfalls-Bridges-Signs-etc                              |     | \$289.80     |
| CAP ROCK Rockery Loose  | Dark Colour   |     | \$189.75     |
| CAP ROCK & Glacier Rockery on skids   | Dark Colour Medium, Large   |     | \$264.50     |
| CAP ROCK & Glacier Rockery on skids   | Dark Colour Small   |     | \$322.00     |
| Rockery - Bruce Peninsula, Wiarton on skids/crate   | OS, AB, NN, CT, ABV   |     | \$195.50     |
| Armour Stone - Gott Guillotine on skids   | Chunks-Cubical Buff Broken Face                                   |     | \$347.88     |
| Armour Stone - Orillia on skids J C Rock  | Chunks-As Pulled Broken Face                                      |     | \$185.15     |
| Armour Stone - Orillia Bulk J C Rock  | Chunks-As Pulled Broken Face                                      |     | \$150.65     |
| Armour Stone Guelph, Bobcaygeon, Buckhorn, Orillia, Stonescape, Flamboro, Eldorado, International etc | Chunks–EarthTone, Chocolate, Buff, Whitish, Red, Grey Broken Face |     | \$184.00     |
| Armour Stone Guillotine Bulk Drain Bros   | Cubical 20" - 24"   |     | \$244.38     |
| Armour Stone Guillotine Drain Bros on Skid  | Cubical 14" to 20" Height   |     | \$276.00     |
| Armour Stone Guillotine Drain Bros 10" Fingers on Skid  | Cubical 10 x 12"  |     | \$296.13     |
| Armour Stone Guillotine Cubes Bulk Drain Bros   | Cubical 10" x 12"   |     | \$235.75     |
| Armour Stone Guillotine Cubes Skidded Drain Bros  | Cubical 8" to 16" Height  |     | \$304.75     |
| Round Granite Boulders  | Semi Round – Multi Colours  |     | \$149.50     |
| Belmont Rose Granite  | Chunks - Pink   |     |              |
| Belmont Rose Signature Stone  | For sign & Light Post – Holes Extra                               |     | \$241.50     |
| Kingston Signature Stone  | For sign & Light Post – Holes Extra                               |     | \$322.00     |
| Marble Chunks   | White, Pink, Green, Red, Eldorado, SteelBlue                      |     | \$270.25     |
| Mica Quartz   | White, Pink, Green, Red, Eldorado, SteelBlue                      |     | \$396.75     |
| Mica Quartz - 100-150 lbs with 1" hole  | White, Pink, Green, Red, Eldorado, SteelBlue                      |     | ea \$172.50  |
| Ruby Lake Marble Rocks  | Rose, Green, Red, Dolomite Sandstone                              |     | ton \$517.50 |
| Iron Lava Rock  |   |     | ton \$448.50 |
| Jasper Rock   |   |     | ton \$322.00 |

**Add \$30.00 per ton to have rocks put on skids**

### WATERFALL PUMPS, POND LINERS, HOSES, ETC

Prices available in-store

### IN-LITE LANDSCAPE LIGHTING

Prices available in-store

### DRILLED HOLES FOR WATER FEATURES

On request

### ENGRAVING ROCKS AND SIGNS

On request

**FOR LARGE ORDERS, OR FOR MATERIAL YOU CAN'T FIND ON OUR PRICE LIST,  
PLEASE CALL US**

## INTERLOCKING PAVING STONES & PATIO SLABS

| BWS STANDARD PRESS SIDEWALK & PATIO SLABS |                   |       |         |             |         |        |
|---|-------------------|-------|---------|-------------|---------|--------|
| Slab                                      | Size              |       | Premium | Chrome Grey | Colour  | Del    |
| Brick Pattern                             | 24" x 30"         | ea    |         | \$9.74      |         | \$0.83 |
| Brick Pattern                             | 24" x 24"         |       |         | \$8.00      | \$9.37  | \$0.75 |
| Brick Pattern                             | 12" x 24"         |       |         | \$6.07      |         | \$0.56 |
| Brick Pattern                             | 16" x 16"         |       |         | \$5.00      | \$5.58  | \$0.44 |
| Brick Pattern                             | 24" x 24" x 2"    |       |         | \$8.74      |         | \$0.83 |
| Brick Pattern                             | 24" x 24" x 2.50" |       |         | \$11.60     |         | \$1.15 |
| Basket Weave                              | 24" x 30"         |       |         | \$9.74      |         | \$0.83 |
| Basket Weave                              | 24" x 24"         |       |         | \$8.00      |         | \$0.75 |
| Basket Weave                              | 12" x 24"         |       |         | \$6.07      |         | \$0.56 |
| Flagstone                                 | 24" x 24"         |       |         |             | \$9.37  | \$0.75 |
| White Solar Rooftop Paver                 | 24" x 24" x 1.75" |       |         |             | \$18.78 | \$0.75 |
|   | 24" x 24" x 2"    |       |         |             | \$22.49 | \$0.83 |
|   | 24" x 24" x 2.50" |       |         | \$26.39     | \$1.15  |        |
| Adelaide                                  | 50mm              | sq ft | \$4.15  |             | \$3.89  | \$0.24 |
| Avari                                     | 50mm              |       | \$6.57  |             | \$6.08  | \$0.24 |
| Balsam                                    | 60mm 31.5" x 8"   |       |         |             | \$7.67  | \$0.26 |
| BW300                                     | 60mm 12" x 24"    |       |         |             | \$5.73  | \$0.26 |
| Opus                                      | 60mm 24" x 24"    |       |         |             | \$5.37  | \$0.26 |
| Lyra                                      | 50mm 12" x 24"    |       |         |             | \$4.66  | \$0.24 |
| Richmond                                  | 50mm              |       | \$4.15  |             | \$3.89  | \$0.24 |
| Tresca                                    | 20" x 20"         |       | \$4.39  |             | \$4.08  | \$0.24 |
| Tresca                                    | 10" x 20"         |       | \$4.39  |             | \$4.08  | \$0.24 |
| Tresca                                    | 10" x 10"         |       | \$4.39  |             | \$4.08  | \$0.24 |
| Trevista Smooth & Textured                | 50mm              |       | \$4.51  |             | \$4.16  | \$0.24 |
| Ventura                                   | 60mm Random       |       |         |             | \$5.11  | \$0.26 |
| Belgium                                   | 60mm 6" x 12"     |       |         | \$4.92      | \$0.26  |        |

| BEST WAY STONE INTERLOCKING STONE - Per Sq Ft |  |  |        |         |        |
|---|--|--|--------|---------|--------|
| Item  |  |  | Colour | Premium | Del    |
| Adelaide 80mm                                 |  |  | \$5.36 | \$5.68  | \$0.30 |
| Ardesia 70mm                                  |  |  | \$4.88 |         | \$0.28 |
| Ashford 60mm                                  |  |  | \$3.75 |         | \$0.26 |
| Corso 70mm                                    |  |  | \$5.69 | \$6.04  | \$0.28 |
| Double Standard 60mm                          |  |  | \$3.37 |         | \$0.26 |
| Manhattan Plank 80mm                          |  |  | \$5.51 | \$5.88  | \$0.30 |
| Moderna 70mm                                  |  |  | \$4.16 |         | \$0.28 |
| Richmond 80mm                                 |  |  | \$5.36 | \$5.68  | \$0.30 |
| Standard 60mm                                 |  |  | \$2.98 |         | \$0.26 |
| Strada Nova 70mm                              |  |  | \$4.30 | \$4.59  | \$0.28 |
| Trevista 80mm                                 |  |  | \$5.36 | \$5.68  | \$0.30 |

| OAKS SLABS                |  |        |        |
|---------------------------|--|--------|--------|
| Item                      |  | Colour | Del    |
| Monterey Slab 50mm - sqft |  | \$4.49 | \$0.24 |
| Nueva Slab 50mm - sqft    |  | \$4.29 | \$0.24 |
| Nueva Slab 60mm - sqft    |  | \$4.82 | \$0.26 |
| Nueva Slab 60mm - sqft    |  | \$5.28 | \$0.26 |
| Rialto 50mm - sqft        |  | \$4.49 | \$0.24 |

| OAKS PAVERS - Per Sq Ft |  |            |        |
|-------------------------|--|------------|--------|
| Item                    |  | Colour Mix | Del    |
| Avenue Series - 80mm    |  | \$4.11     | \$0.30 |
| Centurion 70mm          |  | \$4.53     | \$0.28 |
| Classic Series - 60mm   |  | \$2.61     | \$0.26 |
| Colonnade 60mm          |  | \$4.21     | \$0.26 |
| Enviro Midori 80mm      |  | \$5.22     | \$0.30 |
| Enviro Passagio 70mm    |  | \$6.72     | \$0.28 |
| Eterna 100mm            |  | \$8.38     | \$0.32 |
| Hydr'eau pave 80mm      |  | \$4.70     | \$0.30 |
| Market Paver 70mm       |  | \$6.72     | \$0.28 |
| Market Paver 80mm       |  | \$6.83     | \$0.30 |

**OAKS PAVERS - Per Sq Ft - cont.**

|                        |        |        |
|------------------------|--------|--------|
| Molina 60mm            | \$5.19 | \$0.26 |
| Molina 80mm            | \$6.83 | \$0.30 |
| Presidio 80mm          | \$5.91 | \$0.30 |
| Rialto 80mm            | \$5.78 | \$0.30 |
| Ridgefield Plus 70mm   | \$4.19 | \$0.28 |
| Ridgefield Smooth 70mm | \$4.34 | \$0.28 |
| Nueva 80mm             | \$5.78 | \$0.30 |
| Turf Slab 80mm         | \$3.19 | \$0.30 |
| Villanova 80mm         | \$5.69 | \$0.30 |

**PERMACON PAVING SLABS**

| Item  | Prestige | Colour  | Del    |
|---|----------|---------|--------|
| Bayside 50mm - sqft                           |          | \$3.68  | \$0.24 |
| Cassara 60 Slab - sqft                        | \$6.04   | \$5.23  | \$0.26 |
| City Slab 10x20 - sqft                        | \$14.38  | \$10.41 | \$0.26 |
| City Slab 20x20 - sqft                        | \$14.38  | \$10.41 | \$0.26 |
| City Slab 20x30 - sqft                        | \$14.38  | \$10.41 | \$0.26 |
| Esbelto Slab 60mm Lge Rec. - sqft             |          | \$5.64  | \$0.26 |
| Lexa Slab Alpine Grey & Sterling Grey - sqft  |          | \$8.11  | \$0.26 |
| Lexa Slab Rockland Black & Cameo Beige - sqft | \$10.52  |         | \$0.26 |
| Madria Slab 60 15x30 - sqft                   |          | \$10.01 | \$0.26 |
| Madria Slab 60 22x22 - sqft                   |          | \$10.01 | \$0.26 |
| Melville 50 Slab - sqft                       | \$5.58   | \$4.83  | \$0.24 |
| Melville 60 Slab & Small Rec - sqft           | \$5.58   | \$4.83  | \$0.26 |
| Melville Mega Slab - sqft                     | \$6.56   | \$5.87  | \$0.26 |
| Melville 60 Slab TexturGuard - sqft           |          | \$5.64  | \$0.26 |
| Mondrian Slab 50 - sqft                       | \$5.52   | \$4.77  | \$0.24 |
| Mondrian Slab 60 - sqft                       | \$5.52   | \$4.83  | \$0.26 |
| Mondrian Mega Slab - sqft                     | \$6.56   | \$5.92  | \$0.26 |
| Provence Slab - sqft                          | \$8.57   | \$7.36  | \$0.26 |
| Provence Lge Rec - sqft                       | \$8.91   | \$10.29 | \$0.26 |
| Provence Lge Sq - sqft                        | \$8.91   | \$10.29 | \$0.26 |
| Rosebel Slab - sqft                           | \$6.56   | \$5.87  | \$0.26 |

**PERMACON INTERLOCKING STONE PAVERS - Per Sq Ft**

| Item                                    | Grey   | Prestige | Colour   | Del     |
|---|--------|----------|----------|---------|
| Arbel Mega 80mm                         |        |          | \$7.71   | \$0.30  |
| Birkdale 60mm                           |        |          | \$3.39   | \$0.26  |
| Carelton 60mm                           |        |          | \$3.45   | \$0.26  |
| Cassara Verde Pavers 100mm              |        | Please   | call for | Pricing |
| Cassara Pavers Mix 100mm                |        | \$9.49   | \$8.11   | \$0.32  |
| Cassara Pavers Large Rec 100mm          |        | \$9.60   | \$8.22   | \$0.32  |
| Cassara Plank Pavers 100mm              |        | Please   | call for | Pricing |
| English Cobble 60mm                     |        |          | \$4.37   | \$0.26  |
| Esbelto Paver Large Rec. 80mm - sqft    |        |          | \$7.02   | \$0.30  |
| Kensington 80mm                         |        |          | \$4.31   | \$0.30  |
| Kensington Smooth 80mm                  |        |          | \$4.31   | \$0.30  |
| Lexa Paver 80mm                         |        | \$10.81  | \$8.40   | \$0.30  |
| Melville Aqua Paver 80mm                |        | \$7.02   | \$6.44   | \$0.30  |
| Melville Paver 80mm                     |        | \$7.02   | \$6.38   | \$0.30  |
| Melville 80 Paver TexturGuard - sqft    |        |          | \$7.02   | \$0.30  |
| Melville Plank Pavers Large & Slim 80mm |        | \$6.96   | \$6.38   | \$0.30  |
| Mega Melville Pavers 80mm               |        | \$8.57   | \$7.88   | \$0.30  |
| Mondrian Pavers & Small Rec 80mm        |        | \$6.96   | \$6.38   | \$0.30  |
| Myriaz 60mm                             |        |          | \$3.45   | \$0.26  |
| Niagara 60mm                            | \$2.47 |          | \$2.59   | \$0.26  |
| Old Mill Cobble 70mm                    |        |          | \$3.83   | \$0.26  |
| Rosemount 60mm                          |        |          | \$3.16   | \$0.26  |
| Terramo 80mm                            |        | \$3.62   | \$3.57   | \$0.30  |
| Trafalgar Pavers & Large Square 60mm    |        |          | \$4.66   | \$0.26  |
| Turfstone 80mm                          | \$2.36 |          |          | \$0.30  |
| Turfstone 100mm                         | \$2.93 |          |          | \$0.32  |
| Vendome 60mm                            |        | \$5.75   | \$4.89   | \$0.26  |
| Vendome 80mm                            |        | \$7.53   | \$6.50   | \$0.30  |



**TECHO-BLOC PAVING SLABS**

| Item  | Prestige | Colour  | Del    |
|---|----------|---------|--------|
| Aberdeen 20x20,20x10 HD 57mm - sqft               |          | \$10.06 | \$0.26 |
| Aberdeen 30x10 HD 57mm - sqft                     |          | \$10.06 | \$0.26 |
| Aberdeen 30x20 HD 57mm - sqft                     |          | \$10.06 | \$0.26 |
| Aberdeen 30x30 HD 57mm - sqft                     |          | \$12.01 | \$0.26 |
| Aberdeen 20x20,20x10 Klean-Bloc 57mm - sqft       |          | \$12.05 | \$0.26 |
| Aberdeen 30x10 Klean-Bloc 57mm - sqft             |          | \$12.05 | \$0.26 |
| Aberdeen 30x20 Klean-Bloc 57mm - sqft             |          | \$12.05 | \$0.26 |
| Aberdeen 30x30 Klean-Bloc 57mm - sqft             |          | \$14.16 | \$0.26 |
| Blu 45mm Mix Slate/Smooth - sqft                  | \$5.53   | \$4.89  | \$0.24 |
| Blu 60 Grande Polished - sqft                     | \$13.41  | \$12.50 | \$0.26 |
| Blu 60 Grande HD Smooth - sqft                    | \$7.85   | \$6.97  | \$0.26 |
| Blu 60 Grande Smooth - sqft                       | \$7.44   | \$6.20  | \$0.26 |
| Blu 60 Grande Slate - sqft                        |          | \$6.20  | \$0.26 |
| Blu 60 HD Smooth 6x13                             | \$6.21   | \$5.35  | \$0.26 |
| Blu 60 HD Smooth Mix                              | \$6.21   | \$5.35  | \$0.26 |
| Blu 60 Polished Mix                               | \$8.72   | \$8.17  | \$0.26 |
| Blu 60 Slate 6x13                                 | \$5.88   | \$4.98  | \$0.26 |
| Blu 60 Slate Mix                                  |          | \$4.98  | \$0.26 |
| Blu 60 Smooth 6x13                                | \$5.88   | \$4.98  | \$0.26 |
| Blu 60 Smooth Mix                                 | \$5.88   | \$4.98  | \$0.26 |
| Borealis HD 30x5 57mm - ea                        |          | \$12.51 | \$0.38 |
| Borealis HD 30x10 57mm - ea                       |          | \$25.02 | \$0.75 |
| Borealis Klean-Bloc 30x5 57mm - ea                |          | \$14.42 | \$0.38 |
| Borealis Klean-Bloc 30x10 57mm - ea               |          | \$28.88 | \$0.75 |
| Borealis Stepping Stone 57mm - ea                 |          | \$42.30 | \$2.24 |
| Dunes HD Slab 57mm - ea                           |          | \$22.08 | \$0.77 |
| Everest Slab Sm sq & Sm Rect. - sqft              | \$11.53  | \$11.02 | \$0.26 |
| Everest Slab Large Square                         | \$13.95  | \$13.43 | \$0.26 |
| Hexa 60mm HD Smooth - sqft                        | \$7.96   | \$7.59  | \$0.26 |
| Inca Slab HD 51mm - sqft (3 pieces)               |          | \$10.22 | \$0.24 |
| Industria 60mm Smooth - sqft                      | \$8.57   | \$7.72  | \$0.26 |
| Industria 60mm Granitex - sqft                    | \$11.79  | \$10.93 | \$0.26 |
| Industria 60mm Polished - sqft                    | \$12.59  | \$11.73 | \$0.26 |
| Maya 57mm - ea                                    |          | \$37.39 | \$2.10 |
| Ocean Grande Slab HD - sqft 60mm                  |          | \$10.27 | \$0.26 |
| Pacific Smooth Overlay - sqft                     |          | \$5.24  | \$0.24 |
| Para HD 20x10, 20x20 Hyper Smooth - sqft          |          | \$7.69  | \$0.26 |
| Para HD 20x30 Hyper Smooth - sqft                 |          | \$8.67  | \$0.26 |
| Travertina RAW HD 20x20,20x10 - sqft              |          | \$11.55 | \$0.26 |
| Travertina RAW HD 30x20 57mm - sqft               |          | \$11.55 | \$0.26 |
| Travertina RAW HD 30x30 57mm - sqft               |          | \$13.09 | \$0.26 |
| Travertina RAW Klean-Bloc 20x20,20x10 57mm - sqft |          | \$13.70 | \$0.26 |
| Travertina RAW Klean-Bloc 30x20 57mm - sqft       |          | \$13.70 | \$0.26 |
| Travertina RAW Klean-Bloc 30x30 57mm - sqft       |          | \$15.26 | \$0.26 |
| Venetian Riser Slate - ea                         |          | \$9.05  | \$0.25 |
| Venetian Riser Smooth - ea                        | \$9.50   | \$9.05  | \$0.25 |
| Venetian Cap Overlay Slate - ea                   |          | \$17.10 | \$0.41 |
| Venetian Cap Overlay Smooth - ea                  | \$17.74  | \$17.10 | \$0.41 |

**TECHO-BLOC PAVERS - Per Sq Ft**

| Item                  | Prestige | Colour  | Del    |
|-----------------------|----------|---------|--------|
| Allegro 60mm          |          | \$4.63  | \$0.24 |
| Antika 60mm           | \$7.27   | \$6.77  | \$0.26 |
| Aqua Storm 100mm      |          | \$6.87  | \$0.32 |
| Blu 80 Polished       | \$11.56  | \$10.79 | \$0.30 |
| Blu 80 HD Smooth 6x13 | \$7.75   | \$6.72  | \$0.30 |
| Blu 80 HD Smooth Mix  | \$7.75   | \$6.72  | \$0.30 |
| Blu 80 Slate 6x13     | \$7.33   | \$6.30  | \$0.30 |
| Blu 80 Slate Mix      |          | \$6.33  | \$0.30 |
| Blu 80 Smooth 6x13    | \$7.33   | \$6.30  | \$0.30 |
| Blu 80 Smooth Mix     | \$7.33   | \$6.30  | \$0.30 |

**TECHO-BLOC PAVERS - Per Sq Ft - cont.**

|  |        |         |        |
|--|--------|---------|--------|
| Eva 60mm                                   |        | \$4.81  | \$0.26 |
| Linea Small/Large Rectangles 100mm         | \$6.22 | \$5.32  | \$0.32 |
| Mika HD 70mm                               |        | \$11.16 | \$0.28 |
| Mika Klean-Bloc 70mm                       |        | \$12.97 | \$0.28 |
| Mista Grande 80mm                          |        | \$5.07  | \$0.28 |
| Mista Mix & Square 65mm                    |        | \$4.53  | \$0.28 |
| Parisien Rectangle & Square 60mm           | \$5.39 | \$5.01  | \$0.24 |
| Pure 80mm                                  |        | \$7.91  | \$0.30 |
| Sleek HD Smooth 90mm                       | \$9.52 | \$8.97  | \$0.32 |
| Squarda 60mm                               | \$8.57 | \$8.23  | \$0.26 |
| Travertina RAW HD Brushed 4" x 11"         |        | \$11.16 | \$0.28 |
| Travertina RAW Klean-Bloc Brushed 4" x 11" |        | \$12.97 | \$0.28 |
| Valet Paver 60mm                           | \$7.60 | \$7.29  | \$0.26 |
| Victorien 60mm                             | \$5.23 | \$4.99  | \$0.26 |
| Victorien 60mm Permeable                   |        | \$5.09  | \$0.24 |
| Villagio                                   | \$6.83 | \$6.00  | \$0.26 |
| Westmount 80mm HD Smooth - sqft            | \$7.95 | \$7.59  | \$0.30 |

**TRIPLE H - PEBBLESTONE PAVING SLABS**

| Item                          | Colour  | Del    |
|-------------------------------|---------|--------|
| Brick Pattern - ea            | \$5.23  | \$0.53 |
| Brick Pattern 24- ea          | \$7.53  | \$0.73 |
| Builder Slab - ea             | \$4.66  | \$0.53 |
| Cobble Pattern - ea           | \$5.23  | \$0.53 |
| Diamond Cast 18 x 18 - ea     | \$5.12  | \$0.53 |
| Diamond Cast 24 x 24 - ea     | \$6.96  | \$0.73 |
| Diamond Cast 24 x 30 - ea     | \$9.20  | \$0.91 |
| Euro Pattern - ea             | \$5.23  | \$0.53 |
| Exposed Aggregate - ea        | \$8.28  | \$0.53 |
| Fieldstone - ea               | \$6.96  | \$0.53 |
| Handy Paver 4cm - ea          | \$1.96  | \$0.24 |
| Maplewood Stepping Stone - ea | \$10.93 | \$0.40 |
| Plank Slab - ea               | \$6.96  | \$0.53 |
| Terra Stone - ea              | \$6.96  | \$0.53 |
| Terra Square - ea             | \$9.83  | \$0.73 |

**TRIPLE H - PAVERS**

| Item                      | Colour | Del    |
|---------------------------|--------|--------|
| Bella Moderna - ea        | \$1.15 | \$0.18 |
| Bella Moderna Black - ea  | \$1.38 | \$0.18 |
| Bella Pure - ea           | \$2.19 | \$0.29 |
| Bristol Small - ea        | \$1.32 | \$0.18 |
| Bristol Medium - ea       | \$2.53 | \$0.29 |
| Bristol Large - ea        | \$3.85 | \$0.53 |
| Covington Small -ea       | \$1.32 | \$0.18 |
| Covington Small Black -ea | \$1.38 | \$0.18 |
| Covington Medium - ea     | \$2.53 | \$0.29 |
| Covington Large - ea      | \$3.85 | \$0.53 |
| Covington Mega - ea       | \$5.58 | \$0.66 |
| Handy Paver 6cm - ea      | \$2.19 | \$0.29 |
| Holland Paver - ea        | \$1.15 | \$0.18 |
| Highthorn Small -ea       | \$1.44 | \$0.18 |
| Highthorn Medium - ea     | \$2.70 | \$0.29 |
| Highthorn Large - ea      | \$4.20 | \$0.53 |

**UNILOCK - PAVING SLABS- Per Sq. Ft**

| Item  | Colour  | Del    |
|---|---------|--------|
| Arcana Slab 50mm 24 x 24 - sqft                                 | \$17.96 | \$0.24 |
| Beacon Hill Smooth Slab 60mm 21 x 28 - sqft                     | \$6.97  | \$0.26 |
| Metro Slab 60mm 15 x 30 - sqft                                  | \$4.19  | \$0.26 |
| Promenade Plank Slab 100mm 8 x 24 - sqft                        | \$10.58 | \$0.32 |
| Promenade Plank Slab 100mm 8 x 24 Il Campo Granite Blend - sqft | \$11.12 | \$0.32 |
| Promenade Plank Slab 100mm 8 x 24 Series Black Granite - sqft   | \$11.74 | \$0.32 |
| Revela Slab 60mm 21 x 35 - sqft                                 | \$7.54  | \$0.26 |
| Umbriano Slab 60mm 21 x 35 - sqft                               | \$11.67 | \$0.26 |

**UNILOCK - INTERLOCKING STONES - Per Sq. Ft**

|  | Natural | Colours | Premium       | Del sqft   |
|--|---------|---------|---------------|------------|
| Artline 70mm                                 |         | \$7.22  |               | \$0.28     |
| Artline 100mm                                |         | \$10.70 |               | \$0.32     |
| Beacon Hill Flagstone Mix 60mm               |         | \$5.50  |               | \$0.26     |
| Beacon Hill Small Rec Smooth 60mm            |         | \$5.50  |               | \$0.26     |
| Beacon Hill Smooth Mix 60mm                  |         | \$5.50  |               | \$0.26     |
| Beacon Hill Flagstone Mix 80mm               |         | \$7.50  |               | \$0.30     |
| Beacon Hill Small Rec Smooth 80mm            |         | \$7.50  |               | \$0.30     |
| Beacon Hill Smooth Mix 80mm                  |         | \$7.50  |               | \$0.30     |
| Bristol Valley Fusion 60mm                   |         | \$5.93  |               | \$0.26     |
| Bronte Paver 100mm Special Order             |         | \$11.59 |               | \$0.32     |
| Brussels Block 70mm                          |         | \$4.86  | \$6.01        | \$0.28     |
| Brussels Fullnose Edger 70mm - <b>lin ft</b> |         | \$6.68  | \$8.18        | \$0.28     |
| Cophorne 60mm                                |         | \$11.85 |               | \$0.26     |
| Courtstone 60mm                              |         | \$11.85 |               | \$0.26     |
| Duramat 100mm Special Order                  |         | \$4.86  |               | \$0.32     |
| Eco-line - Il Campo Random 100mm             |         |         | Special Order | please ask |
| Eco-Optiloc 80mm                             | \$3.85  |         |               | \$0.30     |
| Eco-Prioria 80mm 5 x 10 Special Order        |         | \$7.50  |               | \$0.30     |
| Eco-Promenade 100mm 4 x 12 Opal              |         | \$10.58 |               | \$0.32     |
| Europaver 70mm                               |         | \$3.83  |               | \$0.26     |
| Granito 60mm Random                          |         | \$6.65  |               | \$0.28     |
| Granito 70mm Hex                             |         | \$7.31  |               | \$0.28     |
| Holland 60mm                                 |         | \$2.74  |               | \$0.26     |
| Double Holland 60mm                          |         | \$3.15  |               | \$0.26     |
| Holland 80mm                                 |         | \$3.66  |               | \$0.30     |
| Double Holland 80mm                          |         | \$3.82  |               | \$0.30     |
| IL Campo 70mm                                |         | \$7.77  |               | \$0.28     |
| Mattoni 70mm                                 |         | \$7.07  |               | \$0.28     |
| Optiloc 80mm                                 | \$4.11  |         |               | \$0.30     |
| Promenade Plank Paver 100mm                  |         | \$10.58 |               | \$0.32     |
| Promenade Plank Paver - Il Campo 100mm       |         |         | \$11.12       | \$0.32     |
| Promenade Plank Paver - Series 3000 100mm    |         |         | \$11.74       | \$0.32     |
| Revela 80mm                                  |         | \$9.35  |               | \$0.30     |
| Richcliff 60mm                               |         | \$11.85 |               | \$0.26     |
| Senzo 70mm                                   |         | \$13.96 |               | \$0.28     |
| Series 3000 70mm                             |         | \$7.92  |               | \$0.28     |
| Thornbury 70mm                               |         | \$5.98  |               | \$0.28     |
| Townhall 70mm                                |         | \$13.49 |               | \$0.28     |
| Treo Smooth 80mm                             |         | \$4.49  |               | \$0.30     |
| Tribeca Cobble 70mm                          |         | \$11.22 |               | \$0.28     |
| Turfstone 80mm                               | \$4.06  |         |               | \$0.30     |
| Umbriano 60mm                                |         | \$10.75 |               | \$0.26     |
| Umbriano 70mm                                |         | \$12.16 |               | \$0.28     |
| Umbriano 80mm                                |         | \$13.44 |               | \$0.30     |
| Umbriano 100mm                               |         | \$15.95 |               | \$0.32     |
| Uni-Granite 70mm                             |         | \$8.97  |               | \$0.24     |
| Windemere Flagstone 70mm                     |         | \$4.04  |               | \$0.28     |
| Windemere Smooth 70mm                        |         | \$4.04  |               | \$0.28     |

*Duramat/Optiloc/Eco-Optiloc/Eco-line/Holland/Double Holland/Lockstone/Turfstone available for commercial jobs*

## RETAINING WALL SYSTEMS AND CURBING

| <b>BEST WAY STONE WALLS &amp; STEPS &amp; CURBS</b> |          |            |         |        |
|---|----------|------------|---------|--------|
| Item  | GY/KM/SB | Colour     | Premium | Del    |
| Antico Curb - ea                                    |          | \$5.90     |         | \$0.27 |
| Antico Stacker - ea                                 |          | \$4.23     | \$4.66  | \$0.32 |
| Arlington Wall Regular - ea                         |          | \$8.81     |         | \$0.53 |
| Arlington Wall Coping - ea                          |          | \$8.44     |         | \$0.49 |
| Arlington Wall Corner - ea                          |          | \$9.43     |         | \$0.49 |
| Barollo Roundedge Coping - ea                       |          | \$4.74     | \$5.23  | \$0.30 |
| Belvedere Reg. - sqft                               |          | \$29.76    |         | \$2.04 |
| Belvedere Coping - linft                            |          | \$15.43    |         | \$0.75 |
| Belvedere Corner - sqft                             |          | \$28.67    |         | \$1.02 |
| Belvedere Fire Pit Kit - ea                         |          | \$1,001.36 |         |        |
| Bullnose Column Pier Cap - ea                       |          | \$86.74    | \$98.65 | \$2.70 |
| Column Pier Cap - ea                                |          | \$58.57    | \$70.77 | \$1.87 |
| Camden Step 14" Filler - ea                         |          | \$18.64    |         | \$0.72 |
| Camden Step 28" Filler - ea                         |          | \$34.53    |         | \$1.41 |
| Camden Step 48" - ea                                |          | \$136.03   |         | \$3.47 |
| Camden Step 72" - ea                                |          | \$218.88   |         | \$5.05 |
| Dimensional Wall Cap - lin ft                       |          | \$14.66    |         | \$1.13 |
| Driveway Curb - ea                                  | \$14.58  | \$15.42    |         | \$0.91 |
| Fire Pit 31.5" x 12" Insert Ring - ea               |          | \$232.88   |         |        |
| Fire Pit 24" Square Insert Ring - ea                |          | \$294.98   |         |        |
| Fire Pit 18" Square Insert Ring - ea                |          | \$248.40   |         |        |
| Forno Antico Pizza Oven - ea                        |          | \$2,499.53 |         | \$0.00 |
| Forno Antico Pizza Oven & Base - ea                 |          | \$3,205.91 |         | \$0.00 |
| Garden Curb - ea                                    | \$11.18  | \$12.13    |         | \$0.54 |
| Garden Lock Coping - ea                             | \$7.16   | \$7.82     | \$8.41  | \$0.53 |
| Garden Lock Corner - ea                             | \$9.05   | \$10.25    | \$10.93 | \$0.42 |
| Garden Lock Fire Pit Kit - ea                       |          | \$473.51   |         |        |
| Garden Lock Std - sqft                              | \$10.65  | \$11.96    |         | \$0.72 |
| Garden Lock Wedge - ea                              | \$2.91   | \$3.23     | \$3.46  | \$0.24 |
| Garden Lock Wedge Coping - ea                       | \$3.24   | \$3.59     | \$3.83  | \$0.24 |
| Hazelton Corner - ea                                |          | \$8.84     | \$10.02 | \$0.37 |
| Hazelton Regular - ea                               |          | \$7.12     | \$8.10  | \$0.33 |
| Ikon Step/Coping Smooth - ea                        |          | \$69.28    | \$73.26 | \$2.40 |
| Ikon Wall Smooth - ea                               |          | \$69.28    | \$73.26 | \$2.40 |
| Montana Cap - ea                                    |          | \$27.31    | \$29.93 | \$1.13 |
| Montana Column Cap - ea                             |          | \$174.86   |         | \$2.70 |
| Antico Fire Pit Kit - ea                            |          | \$527.85   |         |        |
| Parkwall Coping - ea                                | \$8.99   | \$9.88     | \$10.51 | \$0.54 |
| Parkwall Corners - ea                               | \$9.58   | \$10.32    | \$10.98 | \$0.72 |
| Parkwall Std & Wedge - ea                           | \$4.36   | \$4.81     | \$5.26  | \$0.37 |
| Ridge End-Coping (Step) - ea                        | \$39.22  | \$52.18    |         | \$2.49 |
| Ridge Wall Closed End Coping - ea                   | \$39.22  |            |         | \$2.49 |
| Ridge Wall Corner 45°/90° - ea                      | \$52.18  |            |         | \$2.49 |
| Ridge Wall Standard - ea                            | \$39.22  |            |         | \$2.49 |
| Riviera Coping - ea                                 |          | \$29.23    | \$33.12 | \$1.13 |
| Rockton Reg. & Corner - sqft                        |          | \$32.18    |         | \$1.05 |
| Rockton Fire Pit Kit - ea                           |          | \$892.69   |         |        |
| Soho Wall Corner - ea                               | \$8.22   |            | \$9.10  | \$0.42 |
| Soho Wall Regular sqft                              | \$17.80  |            | \$19.17 | \$0.72 |
| Soho Fire Pit Kit - ea                              |          | \$582.19   |         |        |
| Sopra Coping Smooth - ea                            | \$12.01  |            | \$12.93 | \$0.48 |

| <b>OAKS LANDSCAPING WALLS &amp; STEPS</b> |      |         |        |        |
|---|------|---------|--------|--------|
| Item                                      | Grey | Colour  | Onyx   | Del    |
| Aria Step 48" - ea                        |      | \$76.98 |        | \$3.33 |
| Cassina Coping - ea                       |      | \$3.73  | \$3.83 | \$0.19 |
| Castlerok II - ea                         |      | \$3.83  | \$4.03 | \$0.27 |
| Fieldstone - Standard - sqft              |      | \$16.96 |        | \$0.92 |
| Fieldstone - Coping - ea                  |      | \$8.06  |        | \$0.44 |
| Fronterra Curb - ea                       |      | \$4.69  | \$4.89 | \$0.25 |

**OAKS LANDSCAPING WALLS & STEPS - cont.**

|   |         |          |  |        |
|---|---------|----------|--|--------|
| Gardenia Std - ea                                       |         | \$3.53   |  | \$0.22 |
| Gardenia 9" Coping - ea                                 |         | \$5.47   |  | \$0.44 |
| Gardenia 90° Corner - ea                                |         | \$6.91   |  | \$0.39 |
| Gardenia Linear - ea                                    |         | \$11.25  |  | \$0.72 |
| Modan Wall Combo - sqft                                 |         | \$15.33  |  | \$0.64 |
| Modan Corner/Column - ea                                |         | \$8.06   |  | \$0.44 |
| Modeco Standard/Coping - ea                             |         | \$2.33   |  | \$0.19 |
| Modeco One - ea   |         | \$2.37   |  | \$0.12 |
| Nueva Step 1000 39"- ea                                 |         | \$67.97  |  | \$2.60 |
| Nueva Step 1200 48"- ea                                 |         | \$71.13  |  | \$3.16 |
| Nueva Wall 150 Standard Combo - sqft                    |         | \$16.31  |  | \$0.97 |
| Nueva Wall 75 Standard Combo - sqft                     |         | \$16.31  |  | \$0.97 |
| Nueva Wall 6" Wedge - sqft                              |         | \$16.34  |  | \$1.02 |
| Nueva Smooth Coping - ea                                |         | \$9.53   |  | \$0.63 |
| Oasis Coping 60mm - ea                                  |         | \$11.60  |  | \$0.54 |
| Oasis Coping Bullnose 60mm - ea                         |         | \$44.65  |  | \$0.54 |
| Ortana Wall Standard/Tapered - ea                       | \$4.35  | \$4.74   |  | \$0.39 |
| Ortana Wall 90° Corner - ea                             | \$9.02  | \$9.89   |  | \$0.39 |
| Ortana Wall 2' Split-Face Coping - ea                   | \$8.76  | \$10.03  |  | \$0.56 |
| Ortana Wall 1' Split-Face Coping - ea                   | \$4.20  | \$4.65   |  | \$0.29 |
| Protterra Smooth/Split Cop/Cor End Unit - ea            | \$55.30 | \$59.74  |  | \$2.60 |
| Protterra Smooth/Split Cop/Step - ea                    | \$40.07 | \$43.88  |  | \$2.98 |
| Protterra Smooth/Split Corner - ea                      | \$50.44 | \$55.15  |  | \$2.04 |
| Protterra Smooth/Split Standard (1 Double & 1 Std) - ea | \$98.66 | \$111.17 |  | \$6.94 |
| Protterra Smooth/Split Standard - ea                    | \$32.89 | \$37.05  |  | \$2.32 |
| Protterra Smooth Standard (Triple Unit) - ea            | \$98.66 | \$111.17 |  | \$6.94 |
| Prices for other walls available on request             |         |          |  |        |

**PERMACON RETAINING WALLS & CURBS & STEPS**

| Item  | Black   | Grey    | Colour     | Del      |
|---|---------|---------|------------|----------|
| Antique Curb Stone                            |         |         | \$15.13    | \$0.26   |
| Antique Hampton - ea                          |         |         | \$4.20     | \$0.22   |
| Beltis Fireplace Kit - ea                     |         |         | \$382.55   | \$16.80  |
| Bordeaux Grill Island Sienna Natural Gas - ea |         |         | \$8,038.03 | \$215.00 |
| Bordeaux Grill Island Sienna Propane - ea     |         |         | \$8,038.03 | \$215.00 |
| Bordeaux Fireplace Sienna - ea                |         |         | \$8,722.98 | \$200.00 |
| Bordeaux Wood Box Sienna - ea                 |         |         | \$3,060.90 | \$60.00  |
| Bordeaux Brick Oven Sienna                    |         |         | \$9,136.12 | \$250.00 |
| Artex Panel 18 x 36 - ea                      |         |         | \$39.10    | \$1.15   |
| Artex Panel 6 x 36 - ea                       |         |         | \$15.35    | \$0.98   |
| Artex Anchor Slide - ea                       |         |         | \$2.19     |          |
| Artex Outer Corner - ea                       |         |         | \$8.68     |          |
| Artex Jointing Plate - ea                     |         |         | \$7.42     |          |
| Artex Inner Corner - ea                       |         |         | \$11.56    |          |
| Artex Stetcher Bar - ea                       |         |         | \$16.39    |          |
| Artex Stetcher Nut - ea                       |         |         | \$0.40     |          |
| Cascade Tandem Next 180 Wall - sqft           |         |         | \$9.89     | \$0.46   |
| Celtik Wall 90mm – sqft                       |         |         | \$16.45    | \$0.62   |
| Celtik Wall 135mm – sqft                      |         |         | \$16.45    | \$0.62   |
| Celtik Straight Wall Cap - ea                 |         |         | \$10.75    | \$0.28   |
| Celtik Split Bevelled Cap – lin ft            |         |         | \$9.66     | \$0.33   |
| Celtik 15" Step & Riser Set – ea              |         |         | \$22.37    | \$1.03   |
| Celtik Pillar Kit 135mm - ea                  |         |         | \$16.33    | \$0.65   |
| Celtik Curb – lin ft                          |         |         | \$6.04     | \$0.20   |
| Celtik Mega Curb – lin ft                     |         |         | \$8.34     | \$0.20   |
| City Wall - ea                                | \$32.32 |         | \$23.35    | \$0.43   |
| City Corner - ea                              | \$39.22 |         | \$30.19    | \$0.43   |
| City Capping - ea                             | \$51.52 |         | \$40.14    | \$0.49   |
| City 60mm Step - ea                           | \$54.86 |         | \$42.67    | \$0.74   |
| City 80mm Step - ea                           | \$65.15 |         | \$50.66    | \$0.74   |
| Dec-or-Post - ea                              |         |         | \$9.14     | \$0.35   |
| Dek-Block - ea                                |         |         | \$9.14     | \$0.35   |
| Driveway Curb Slope End                       |         | \$14.09 | \$14.89    | \$1.15   |
| Driveway Curb Std                             |         | \$14.09 | \$14.89    | \$1.15   |

**PERMACON RETAINING WALLS & CURBS & STEPS - cont.**

|   |         |          |          |        |
|---|---------|----------|----------|--------|
| Grande Wall - 175 Step - ea                           |         | \$40.14  | \$45.20  | \$3.43 |
| Grande Wall - 375 - ea                                |         | \$36.34  |          | \$2.29 |
| Grande Wall - 750 - ea                                |         | \$71.01  |          | \$5.15 |
| Grande Wall - 1125 - ea                               |         | \$105.46 |          | \$6.86 |
| Grande Wall - Corner Split - ea                       |         | \$54.91  |          | \$3.43 |
| Grande Wall - Coping 438 - ea                         |         | \$44.91  | \$49.80  | \$3.43 |
| Grande Wedge Std - ea                                 |         | \$11.39  |          | \$0.57 |
| Grande Wedge - Coping - ea                            |         | \$6.50   |          | \$0.33 |
| Lafitt Tandem Wall 90/180 Veneer Unit - sqft          |         |          | \$10.24  | \$0.49 |
| Lafitt Plus Tandem Wall Straight Cap - ea             |         |          | \$14.89  | \$0.33 |
| Lafitt Plus Tandem Wall Step Unit- ea                 |         |          | \$17.08  | \$0.49 |
| Lafitt Curb - linft                                   | \$10.01 |          | \$8.57   | \$0.20 |
| Laguna Coping 60 - ea                                 |         |          | \$49.74  | \$0.74 |
| Lamina Tandem Next 180 mm veneer - sqft               |         |          | \$11.21  | \$0.37 |
| Lexa Tandem Wall - sqft 90mm & 180mm Veneer           | \$15.76 |          | \$12.59  | \$0.49 |
| Marina 60 Coping - ea                                 |         |          | \$4.26   | \$0.14 |
| Mega-Lafitt Step Unit - ea                            |         |          | \$120.41 | \$3.43 |
| Mega-Melville Plus Step Unit - ea                     |         |          | \$85.96  | \$3.43 |
| Melville Curb - lin ft                                | \$9.20  |          | \$7.88   | \$0.19 |
| Melville Tandem 50mm Cap - ea                         |         |          | \$15.47  | \$0.43 |
| Melville Tandem 50mm Riser - ea                       |         |          | \$9.26   | \$0.43 |
| Melville Tandem 90mm & 180mm Veneer - sqft            |         |          | \$9.72   | \$0.49 |
| Melville Plus Tandem Straight Cap - ea                |         |          | \$13.97  | \$0.49 |
| Melville Tandem Step - ea                             |         |          | \$18.34  | \$0.74 |
| Melville Tandem 90 Step - ea                          |         |          | \$24.61  | \$0.74 |
| Mondrian Capping - ea                                 | \$13.17 |          | \$11.21  | \$0.35 |
| RB Wall - Std - Double Unit                           |         | \$7.82   | \$8.51   | \$0.69 |
| RB Wall - Wedge - Double Unit                         |         | \$7.82   | \$8.51   | \$0.69 |
| RB Wall - Corner - ea                                 |         | \$8.45   | \$9.66   | \$0.57 |
| RB Wall - 24" Coping - Double Unit                    |         | \$17.88  | \$17.94  | \$1.29 |
| Stabalizing Block 95mm - ea Cassara, City & Metropol  |         | \$3.74   |          | \$0.28 |
| Stabalizing Block 190mm - ea Cassara, City & Metropol |         | \$6.84   |          | \$0.35 |
| Tandem Next Wall System 180 mm veneer Structural - ea |         |          | \$9.55   | \$0.17 |
| Tandem Wall 90/180 Structural Unit - sqft             |         |          | \$10.24  | \$0.49 |
| Tandem Modular Grid Kit - ea (40pcs/cube)             |         |          | \$61.64  | \$0.52 |
| Tandem Shelf Angle 8" - ea (15pcs/package)            |         |          | \$67.28  | \$0.00 |
| Tandem Wall Double-sided Concrete Connector - ea      |         |          | \$0.63   | \$0.07 |
| Tandem Wall Grid Pillar Kit - ea                      |         |          | \$211.43 | \$2.06 |
| Tandem Next Wall Structural Starter Unit - ea         |         |          | \$5.06   | \$0.17 |
| Tandem Wall Corner & Wall Connector - 37 pcs/bag      |         |          | \$71.88  | \$0.00 |
| Tandem Wall Corner & Wall Connector - 148 pcs/box     |         |          | \$273.13 | \$0.00 |
| Tandem Wall Alignment Pin - 156 pcs/bag               |         |          | \$70.50  | \$0.00 |
| Valentia Step   |         |          | \$159.28 | \$3.43 |
| Valentia Terrace Step                                 |         |          | \$202.40 | \$4.12 |
| Valentia Block  |         |          | \$26.28  | \$0.86 |
| Wallstone - Std - ea                                  |         | \$2.93   | \$3.16   | \$0.19 |
| Wallstone - Std Double unit- ea                       |         | \$5.75   | \$6.33   | \$0.38 |
| Wallstone - Std Triple unit- ea                       |         | \$8.63   | \$9.43   | \$0.56 |
| Wallstone - 12" Coping - ea                           |         | \$2.93   | \$3.16   | \$0.19 |
| Wallstone - 18" Coping - ea                           |         | \$7.25   | \$7.94   | \$0.43 |
| Wallstone - Corner - ea                               |         | \$4.66   | \$5.06   | \$0.57 |
| Wedgestone Wall - Std/Coping - ea                     |         | \$2.13   | \$2.36   | \$0.14 |

**TECHO-BLOC - WALLS & CAPS**

| Item  | Onyx/<br>Chocolate | Colour     | Del     |
|---|--------------------|------------|---------|
| Architectural Cap - lin ft                      | \$10.64            | \$9.96     | \$0.50  |
| Avignon Edge -ea                                |                    | \$9.49     | \$0.42  |
| Bali Travertina Raw Pool Coping - ea            |                    | \$22.28    | \$0.66  |
| Bali Travertina Raw Klean-Bloc Pool Coping - ea |                    | \$25.31    | \$1.32  |
| Borealis Step - ea                              |                    | \$130.55   | \$5.29  |
| Borealis Wall/Edge - ea                         |                    | \$59.98    | \$2.62  |
| Brandon 90mm Rectangular Fire Pit - ea          |                    | \$1,026.92 | \$30.35 |
| Brandon 90mm Square Fire Pit - ea               |                    | \$942.06   | \$31.42 |
| Brandon Wall 90mm/180mm - sqft                  | \$26.76            | \$26.25    | \$2.92  |

**TECHO-BLOC - WALLS & CAPS - cont.**

|   |         |            |         |
|---|---------|------------|---------|
| Brandon 90mm Cap - ea                                 |         | \$21.56    | \$1.66  |
| Brandon 90mm Corner/Pillar - ea                       | \$24.98 | \$24.53    | \$0.92  |
| Brandon 180mm Corner/Pillar - ea                      | \$29.51 | \$28.96    | \$1.85  |
| Brandon Edge - lin ft                                 | \$7.53  | \$7.18     | \$0.38  |
| Bullnose Coping Smooth - ea                           | \$4.54  | \$3.96     | \$0.35  |
| Bullnose Grande Pool Coping Grinded - ea              |         | \$61.13    | \$1.54  |
| Fascia Smooth Wall Structural Single-Side - ea        |         | \$4.86     | \$0.73  |
| Fascia Smooth Wall Structural Double-Side - ea        |         | \$6.66     | \$0.78  |
| Fascia Smooth Wall Structural Base - ea               |         | \$10.37    | \$1.46  |
| G-Force Wall - ea                                     |         | \$18.87    | \$2.06  |
| G-Force Corner - ea                                   |         | \$24.56    | \$2.86  |
| Graphix Cap Smooth/Split Face - ea                    |         | \$24.90    | \$0.95  |
| Graphix Wall - sqft                                   |         | \$27.07    | \$1.45  |
| Iconic Wall Fascia Panel - ea                         |         | \$18.48    | \$0.82  |
| Iconic Wall Corner - ea                               |         | \$21.80    | \$0.77  |
| Manchester - ea                                       | \$6.03  | \$4.91     | \$0.81  |
| Manchester Foyer Bottom Section (Base) - ea           |         | \$7,000.91 | \$62.68 |
| Manchester Foyer Top Section (Head) - ea              |         | \$4,659.82 | \$37.00 |
| Manchester Foyer Left/Right Box - ea                  |         | \$2,030.04 | \$37.00 |
| Maya Step - ea  |         | \$285.18   | \$12.33 |
| Mini-Creta Plus 3" - sqft                             | \$23.97 | \$21.53    | \$1.40  |
| Mini-Creta Plus 6" - sqft                             |         | \$21.21    | \$1.40  |
| Mini-Creta 3" Architectural - sqft                    | \$21.56 | \$18.57    | \$1.40  |
| Mini-Creta 6" Architectural - sqft                    |         | \$18.49    | \$1.40  |
| Pacific Cap Smooth 4" x 12" - ea                      |         | \$2.86     | \$0.21  |
| Piedimonte Double Sided Cap 12x30 - lin ft            |         | \$15.69    | \$0.47  |
| Piedimonte Double Sided Cap 14x30 - lin ft            |         | \$18.52    | \$0.61  |
| Piedimonte Pillar Cap 28x28 - ea                      |         | \$183.72   | \$6.16  |
| Piedimonte Double Sided Cap Klean-Bloc 12x30 - lin ft |         | \$17.15    | \$0.47  |
| Piedimonte Double Sided Cap Klean-Bloc 14x30 - lin ft |         | \$20.38    | \$0.61  |
| Piedimonte Pillar Cap Klean-Bloc 28x28 - ea           |         | \$190.88   | \$6.16  |
| Pietra - lin ft                                       |         | \$7.21     | \$0.19  |
| Pillar 24" x 3" Mini-Creta - ea                       |         | \$17.79    | \$0.44  |
| Pillar 24" x 6" Mini-Creta - ea                       |         | \$22.03    | \$0.88  |
| Pillar 24" x 6" Mini-Creta Architectural - ea         |         | \$19.69    | \$0.88  |
| Portofino Cap Double-sided - lin ft                   |         | \$14.58    | \$0.74  |
| Prescott 2.25" - sqft                                 |         | \$29.70    | \$1.37  |
| Prescott 2.25" Corner/Pillar - ea                     |         | \$12.32    | \$0.51  |
| Prescott 4.5" - sqft                                  |         | \$29.90    | \$1.37  |
| Prescott 4.5" Corner/Pillar - sqft                    |         | \$17.64    | \$1.02  |
| Prescott Fire Pit - ea                                |         | \$938.89   | \$29.46 |
| Prima 14" Double Sided - ea                           |         | \$12.43    | \$0.77  |
| Prima 14" Double Sided Polished - ea                  | \$28.69 | \$28.05    | \$0.77  |
| Raffinato 60 Cap Smooth 14x28 - ea                    |         | \$26.73    | \$1.04  |
| Raffinato 90 Cap Smooth 14x28 - ea                    |         | \$30.58    | \$1.60  |
| Raffinato 90 Smooth - ea                              |         | \$10.20    | \$0.56  |
| Raffinato 90 Polished -ea                             |         | \$12.93    | \$0.61  |
| Raffinato 90 Column, Corner, Curb Smooth - ea         |         | \$11.41    | \$0.54  |
| Raffinato 90 Column, Corner, Curb Polished - ea       |         | \$14.32    | \$0.54  |
| Raffinato 180 Smooth - ea                             |         | \$20.40    | \$1.16  |
| Raffinato 180 Polished - ea                           |         | \$25.71    | \$1.23  |
| Raffinato 180 Column, Corner, Curb Smooth - ea        |         | \$22.90    | \$1.07  |
| Raffinato 180 Column, Corner, Curb Polished - ea      |         | \$28.78    | \$1.07  |
| Raffinato Fire Pit - ea                               |         | \$947.99   | \$35.10 |
| Raffinato Pizza Oven Base - ea                        |         | \$1,349.26 | \$54.24 |
| Raffinato Pizza Oven Counter - ea                     |         | \$1,322.33 | \$37.00 |
| Raffinato Pizza Oven (Forno) - ea                     |         | \$4,419.51 | \$25.46 |
| Raffinato Step -ea                                    |         | \$82.23    | \$4.95  |
| Rectangle Fire Pit Sleeve - ea                        |         | \$490.34   | \$12.33 |
| Rocka Wall/Edge - sqft                                |         | \$31.23    | \$1.86  |
| Rocka Step 48" - ea                                   |         | \$131.28   | \$4.98  |
| Rocka Step 60" - ea                                   |         | \$173.33   | \$6.40  |
| Rosemont Wall Fascia Panel - ea                       |         | \$18.48    | \$0.82  |
| Rosemont Wall Corner - ea                             |         | \$21.80    | \$0.77  |

**TECHO-BLOC - WALLS & CAPS - cont.**

|  |  |          |         |
|--|--|----------|---------|
| Semma Wall, Double-Sided, Split Face - ea                              |  | \$14.98  | \$1.50  |
| Semma Corner & Pillar Kit Split Face- ea                               |  | \$21.00  | \$1.50  |
| Skyscraper Smooth Base - sqft  |  | \$59.49  | \$8.17  |
| Skyscraper Smooth Corner - sqft  |  | \$101.36 | \$16.04 |
| Skyscraper Smooth Extender - sqft                                      |  | \$88.45  | \$11.74 |
| Skyscraper Smooth Middle - sqft  |  | \$48.48  | \$7.04  |
| Skyscraper Smooth Top - sqft   |  | \$36.83  | \$4.56  |
| Square Fire Pit Sleeve - ea  |  | \$489.44 | \$12.33 |
| Travertina Raw Wall - ea   |  | \$21.22  | \$0.82  |
| Travertina Raw Corners/Pillars - ea                                    |  | \$23.53  | \$0.85  |
| Travertina Raw 12x30 Cap Double-sided - lin ft                         |  | \$18.40  | \$0.47  |
| Travertina Raw 14x28 Cap Wall Step Pillar Double-sided - ea            |  | \$35.22  | \$1.54  |
| Travertina Raw Klean-Bloc 12x30 Cap Double-sided - lin ft              |  | \$19.69  | \$0.47  |
| Travertina Raw Klean-Bloc 14x28 Cap Wall Step Pillar Double-sided - ea |  | \$40.09  | \$1.54  |
| Valencia Fire Pit - ea (5 rows)  |  | \$480.63 | \$21.74 |
| Valencia Fire Pit Sleeve - ea  |  | \$355.21 | \$12.33 |
| York Counter Top 24x36 - ea  |  | \$173.94 | \$2.31  |
| York Pillar Cap 28x28 - ea   |  | \$197.89 | \$6.16  |
| York Pillar Cap 32x32 - ea   |  | \$202.10 | \$6.16  |
| York Counter Top Klean-Bloc 24x36 - ea                                 |  | \$181.57 | \$2.31  |
| York Pillar Cap Klean-Bloc 28x28 - ea                                  |  | \$203.85 | \$6.16  |
| York Pillar Cap Klean-Bloc 32x32 - ea                                  |  | \$209.21 | \$6.16  |
| York Step 60" - ea   |  | \$176.81 | \$6.40  |
| York Wall Mix & 14x48 Cap - lin ft                                     |  | \$19.67  | \$0.77  |
| York Wall Klean-Bloc Mix & 14x48 Cap - lin ft                          |  | \$21.46  | \$0.77  |

**Extra charge on fireplace delivery depending on the distance****TECHO-BLOC COMMERCIAL PAVERS - Per Sq Ft**

| Item                                      | Premium | Colour  | Del    |
|---|---------|---------|--------|
| Diamond 100mm Smooth HD - sqft            | \$9.25  | \$8.46  | \$0.32 |
| Diamond 100mm Granitex HD - sqft          | \$12.34 | \$11.56 | \$0.32 |
| Hexa 100mm HD+ Smooth - sqft              | \$9.90  | \$9.41  | \$0.32 |
| Hydra 100mm Smooth - sqft                 | \$0.00  | \$8.33  | \$0.32 |
| Industria 100mm Smooth 150 x 150 - sqft   | \$8.51  | \$7.74  | \$0.32 |
| Industria 100mm Granitex 150 x 150 - sqft | \$11.60 | \$10.83 |        |
| Industria 100mm Polished 150 x 150 - sqft | \$12.39 | \$11.60 |        |
| Industria 100mm Smooth 200 x 200 - sqft   | \$8.51  | \$7.74  | \$0.32 |
| Industria 100mm Granitex 200 x 200 - sqft | \$11.60 | \$10.83 |        |
| Industria 100mm Polished 200 x 200 - sqft | \$12.39 | \$11.60 |        |
| Industria 100mm Smooth 200 x 400 - sqft   | \$8.51  | \$7.74  | \$0.32 |
| Industria 100mm Granitex 200 x 400 - sqft | \$11.60 | \$10.83 |        |
| Industria 100mm Polished 200 x 400 - sqft | \$12.39 | \$11.60 |        |
| Industria 100mm Smooth 300 x 100 - sqft   | \$8.48  | \$7.71  | \$0.32 |
| Industria 100mm Granitex 300 x 100 - sqft | \$11.57 | \$10.80 |        |
| Industria 100mm Polished 300 x 100 - sqft | \$12.35 | \$11.57 |        |
| Industria 100mm Smooth 300 x 150 - sqft   | \$8.51  | \$7.74  | \$0.32 |
| Industria 100mm Granitex 300 x 150 - sqft | \$11.60 | \$10.83 |        |
| Industria 100mm Polished 300 x 150 - sqft | \$12.39 | \$11.60 |        |
| Industria 100mm Smooth 300 x 300 - sqft   | \$8.50  | \$7.74  | \$0.32 |
| Industria 100mm Granitex 300 x 300 - sqft | \$11.59 | \$10.83 |        |
| Industria 100mm Polished 300 x 300 - sqft | \$12.37 | \$11.59 |        |
| Industria 100mm Smooth 450 x 100 - sqft   | \$8.51  | \$7.74  | \$0.32 |
| Industria 100mm Granitex 450 x 100 - sqft | \$11.60 | \$10.83 |        |
| Industria 100mm Polished 450 x 100 - sqft | \$12.39 | \$11.60 |        |
| Industria 100mm Smooth 450 x 150 - sqft   | \$8.51  | \$7.74  | \$0.32 |
| Industria 100mm Granitex 450 x 150 - sqft | \$11.60 | \$10.83 |        |
| Industria 100mm Polished 450 x 150 - sqft | \$12.39 | \$11.60 |        |
| Industria 100mm Smooth 450 x 300 - sqft   | \$8.51  | \$7.74  | \$0.32 |
| Industria 100mm Granitex 450 x 300 - sqft | \$11.60 | \$10.83 |        |
| Industria 100mm Polished 450 x 300 - sqft | \$12.39 | \$11.60 |        |
| Industria 100mm Smooth 600 x 100 - sqft   | \$8.82  | \$8.05  | \$0.32 |
| Industria 100mm Granitex 600 x 100 - sqft | \$11.91 | \$11.14 |        |
| Industria 100mm Polished 600 x 100 - sqft | \$12.70 | \$11.91 |        |



**TECHO-BLOC COMMERCIAL PAVERS - Per Sq Ft - cont.**

|  |         |         |        |
|--|---------|---------|--------|
| Industria 100mm Smooth 600 x 200 - sqft      | \$8.82  | \$8.05  |        |
| Industria 100mm Granitex 600 x 200 - sqft    | \$11.91 | \$11.14 | \$0.32 |
| Industria 100mm Polished 600 x 200 - sqft    | \$12.70 | \$11.91 |        |
| Industria 100mm Smooth 600 x 300 - sqft      | \$8.82  | \$8.05  |        |
| Industria 100mm Granitex 600 x 300 - sqft    | \$11.91 | \$11.14 | \$0.32 |
| Industria 100mm Polished 600 x 300 - sqft    | \$12.70 | \$11.91 |        |
| Industria 100mm Smooth 600 x 600 - sqft      | \$8.82  | \$8.05  |        |
| Industria 100mm Granitex 600 x 600 - sqft    | \$11.91 | \$11.14 | \$0.32 |
| Industria 100mm Polished 600 x 600 - sqft    | \$12.70 | \$11.91 |        |
| Industria 100mm Smooth 900 x 300 - sqft      | \$8.81  | \$8.04  |        |
| Industria 100mm Granitex 900 x 300 - sqft    | \$11.90 | \$11.13 | \$0.32 |
| Industria 100mm Polished 900 x 300 - sqft    | \$12.68 | \$11.90 |        |
| Industria 100mm Smooth 900 x 600 - sqft      | \$8.82  | \$8.05  |        |
| Industria 100mm Granitex 900 x 600 - sqft    | \$11.91 | \$11.14 | \$0.32 |
| Industria 100mm Polished 900 x 600 - sqft    | \$12.70 | \$11.91 |        |
| Industria 100mm Smooth 900 x 900 - sqft      | \$8.82  | \$8.05  |        |
| Industria 100mm Granitex 900 x 900 - sqft    | \$11.91 | \$11.14 | \$0.32 |
| Industria 100mm Polished 900 x 900 - sqft    | \$12.70 | \$11.91 |        |
| Industria 100mm Smooth 300 Triangle - sqft   | \$8.50  | \$7.73  |        |
| Industria 100mm Granitex 300 Triangle - sqft | \$11.59 | \$10.82 | \$0.32 |
| Industria 100mm Polished 300 Triangle - sqft | \$12.37 | \$11.59 |        |

**TRIPLE H - GARDEN STEP & ACCESSORIES**

| Item                                | Colour     | Del     |
|-------------------------------------|------------|---------|
| Cheisey Coping - ea                 | \$20.53    | \$0.89  |
| Cheisey Pillar Cap - ea             | \$73.60    | \$3.55  |
| Cheisey Wall - ea                   | \$4.08     | \$0.29  |
| Deck Pier - ea                      | \$9.32     | \$0.55  |
| Easy Stack - ea                     | \$2.70     | \$0.24  |
| Kendal Stone - ea                   | \$20.47    | \$0.79  |
| Mini Armour Stone - ea              | \$105.80   | \$5.01  |
| Ready Step - ea                     | \$97.75    | \$3.55  |
| Ready Step Extension - ea           | \$24.50    | \$1.19  |
| Roman Step - ea                     | \$128.34   | \$4.26  |
| Tumble Stack - ea                   | \$3.05     | \$0.24  |
| Universal Post Base -ea             | \$8.40     | \$0.55  |
| Wedgerock - ea                      | \$6.33     | \$0.29  |
| Wedgerock Cornerstone - ea          | \$10.24    | \$0.54  |
| Warton Step - ea                    | \$96.77    | \$3.55  |
| Warton Step Extension - ea          | \$26.11    | \$1.19  |
| <b>GARDEN ACCESSORIES</b>           |            |         |
| Barbeque Block - ea                 | \$5.12     | \$0.59  |
| Big Foot - ea                       | \$11.50    | \$0.34  |
| Bird Bath - ea                      | \$64.63    | \$3.96  |
| Buddha Small - ea                   | \$52.84    | \$2.66  |
| Camp Fire Stone - ea                | \$11.96    | \$0.73  |
| Cottage Slab - ea                   | \$14.78    | \$1.23  |
| Fossil Slab - ea                    | \$11.73    | \$0.54  |
| Garden Bench - ea                   | \$159.16   | \$7.09  |
| Garden Bench Curved - ea            | \$178.08   | \$7.09  |
| Garden Leaf - ea                    | \$11.73    | \$0.54  |
| Inukshuk Larger - ea                | \$52.56    | \$2.39  |
| Inukshuk Small - ea                 | \$18.69    | \$1.60  |
| Pedestal Larger 10" - ea            | \$40.60    | \$4.02  |
| Pedestal Small 7" - ea              | \$34.10    | \$4.02  |
| Planter 4 Piece Set - ea            | \$212.81   | \$21.27 |
| Planter Commercial 3 Piece Set - ea | \$1,813.44 | \$94.50 |
| Planter Commercial Centre - ea      | \$707.60   | \$31.53 |
| Planter Commercial Round - ea       | \$616.63   | \$31.53 |
| Planter Hexagon Large - ea          | \$343.16   | \$16.83 |
| Planter Hexagon Small - ea          | \$306.07   | \$16.83 |
| Plante Large Bowl - ea              | \$102.75   | \$4.02  |
| Plante Medium Bowl - ea             | \$80.50    | \$4.02  |
| Plante Small Bowl - ea              | \$50.83    | \$4.02  |
| Plante Rectangular - ea             | \$159.62   | \$15.75 |

**TRIPLE H - GARDEN STEP & ACCESSORIES - cont.**

|                               |          |         |
|-------------------------------|----------|---------|
| Quarry Slab - ea              | \$12.94  | \$0.51  |
| Roman Circle - ea             | \$11.73  | \$0.54  |
| Turtle Slab - ea              | \$11.73  | \$0.54  |
| Whimsical Garden Stone - Skid | \$689.66 | \$21.27 |

**UNILOCK RETAINING WALLS & STEPS**

|  | Grey     | Colours     | Del      |
|--|----------|-------------|----------|
| Architextures Wall Random - sqft                   |          | \$27.07     | \$0.79   |
| Architextures Wall Corner - ea                     |          | \$19.65     | \$1.16   |
| Bella Fireplace - ea                               |          | \$24,138.94 | \$212.50 |
| Brussels Dimensional - ea                          |          | \$4.27      | \$0.25   |
| Brussels Dimensional Midnight Charcoal - ea        |          | \$5.52      | \$0.25   |
| Dura Hold 2 Coping - ea                            | \$119.89 |             | \$7.03   |
| Dura Hold 2 Standard - ea                          | \$119.89 |             | \$7.03   |
| Dura Hold 2 Tie Back (reinforced) - ea             | \$134.23 |             | \$7.03   |
| Dura Hold 2 Corners - ea                           | \$130.42 |             | \$3.52   |
| Dura Hold Full-Standard & Coping & Closed End - ea | \$145.23 |             | \$12.61  |
| Dura Hold Half – Coping - ea                       | \$77.42  |             | \$6.01   |
| Dura Hold Half – Standard - ea                     | \$77.42  |             | \$6.01   |
| Dura Hold Tie Back (reinforced) - ea               | \$167.05 |             | \$12.61  |
| Dura Hold Corner 90° /45° - ea                     | \$169.31 |             | \$12.61  |
| Ledgestone Coping/Closed End 12x24 - ea            |          | \$59.47     | \$2.67   |
| Ledgestone Coping/Closed End 30x13.5 - ea          |          | \$91.16     | \$2.67   |
| Ledgestone Fullnose Coping - ea                    |          | \$55.66     | \$2.00   |
| Ledgestone Pillar Cap 24x24- ea                    |          | \$178.55    | \$6.40   |
| Ledgestone Pillar Cap 29x29- ea                    |          | \$267.58    | \$6.40   |
| Ledgestone Step 36x18x6 - ea                       |          | \$139.16    | \$9.17   |
| Ledgestone Step 48x24x6 - ea                       |          | \$207.46    | \$4.29   |
| Ledgestone Step 72x24x6 - ea                       |          | \$267.75    | \$6.43   |
| Lineo Random - sqft                                |          | \$16.81     | \$0.68   |
| Lineo Random Midnight Charcoal - sqft              |          | \$20.80     | \$0.68   |
| Lineo Pillar/Corners - ea                          |          | \$7.45      | \$0.31   |
| Lineo Pillar/Corners Midnight Charcoal - ea        |          | \$8.94      | \$0.31   |
| Mackinaw Wall Random                               |          | \$40.26     | \$0.94   |
| Mackinaw Wall Corner/Pillar                        |          | \$40.26     | \$0.94   |
| Moda Fireplace - ea                                |          | \$20,748.22 | \$212.50 |
| Pisa 24" Coping - unit                             | \$16.65  | \$20.98     | \$1.09   |
| Pisa 2 Corners - double unit                       | \$18.26  | \$19.91     | \$1.43   |
| Pisa 2 Standard/Tapered - unit                     | \$8.79   | \$9.82      | \$0.71   |
| Pisa Smooth Coping - ea                            |          | \$11.67     | \$0.56   |
| Pisa Smooth Corners - ea                           |          | \$11.74     | \$0.45   |
| Pisa Smooth Standard - ea                          |          | \$8.06      | \$0.41   |
| Rivercrest Fire Pit - ea                           |          | \$2,749.78  | \$29.22  |
| Rivercrest Corner - sqft                           |          | \$30.82     | \$0.77   |
| Rivercrest Jumper Corner - sqft                    |          | \$27.03     | \$0.96   |
| Rivercrest Jumper Wall - sqft                      |          | \$27.03     | \$0.94   |
| Rivercrest Pillar - ea                             |          | \$78.21     | \$3.65   |
| Rivercrest Random Wall - sqft                      |          | \$27.03     | \$0.94   |
| Siena 333 Standard - ea                            | \$42.86  |             | \$2.86   |
| Siena 375 Smooth Corner - ea                       |          | \$125.03    | \$5.81   |
| Siena 375 Smooth Standard - ea                     |          | \$45.05     | \$2.91   |
| Siena 383 Smooth Coping - ea                       |          | \$47.20     | \$2.99   |
| Siena 500 Closed End Coping - ea                   | \$58.96  | \$66.16     | \$4.29   |
| Siena 500 Closed RF End Coping - ea                | \$75.70  | \$85.20     | \$4.29   |
| Siena 500 Coping - ea                              | \$54.66  |             | \$4.29   |
| Siena 500 Corner 90° & 45° - ea                    | \$134.18 |             | \$8.53   |
| Siena 500 Standard - ea                            | \$54.66  |             | \$4.29   |
| Siena 925 Standard - ea                            | \$102.60 |             | \$8.59   |
| Siena Step 48" Smooth - ea                         |          | \$80.67     | \$4.29   |
| Siena Step 72" Smooth - ea                         |          | \$168.42    | \$6.43   |
| Smoke-Less Fire Pit Insert with Lid - ea           |          | \$2,106.11  | \$29.22  |
| Smoke-Less Fire Pit Post with Collar - ea          |          | \$137.79    | \$0.00   |
| Smoke-Less Fire Pit Swing-away Grill - ea          |          | \$523.92    | \$0.00   |

| <b>UNILOCK RETAINING WALLS &amp; STEPS - Cont.</b>                           | <b>Grey</b> | <b>Colours</b> | <b>Del</b> |
|--|-------------|----------------|------------|
| Sonoma Wall Coping 48" - ea Special Order                                    | \$46.82     |                | \$2.93     |
| Sonoma Wall Corner Double Unit - ea Special Order                            | \$135.75    |                | \$5.53     |
| Sonoma Wall STD 48" - ea Special Order                                       | \$48.02     |                | \$2.93     |
| Sonoma Wall Tapered Coping 24" - ea Special Order                            | \$22.09     |                | \$1.45     |
| Sonoma Wall Double STD 48" - ea Special Order                                | \$141.29    |                | \$8.75     |
| Sonoma Wall Tapered STD 24" - ea Special Order                               | \$23.87     |                | \$1.45     |
| Stack Stone - ea   |             | \$3.25         | \$0.14     |
| Sunset Round Fire Pit - skid   |             | \$1,418.77     | \$29.22    |
| Sunset Square Fire Pit - skid  |             | \$1,250.82     | \$29.22    |
| Tuscany Arched Hearth - ea   |             | \$4,370.00     | \$212.50   |
| Tuscany Fireplace Wood - ea  |             | \$17,254.72    | \$212.50   |
| Tuscany Wood Box - pair  |             | \$8,027.85     | \$212.50   |
| Umbriano Coping Chamfered - ea   |             | \$54.41        | \$0.54     |
| Umbriano Coping Fullnose - ea  |             | \$54.41        | \$0.54     |
| Universal Base - lin ft  |             | \$4.40         | \$0.21     |
| Universal Coping Smooth - lin ft   |             | \$7.42         | \$0.26     |
|  | <b>Item</b> | <b>Price</b>   | <b>Del</b> |
| U-Cara Corner Closed End Pitched & Smooth - sqft                             |             | \$8.59         | \$0.20     |
| U-Cara Corner Closed End Umbriano - sqft                                     |             | \$12.67        | \$0.20     |
| U-Cara Standard Fascia Panel Pitched & Smooth - sqft                         |             | \$8.14         | \$0.20     |
| U-Cara Standard Fascia Panel Umbriano - sqft                                 |             | \$12.05        | \$0.20     |
| U-Cara Standard Fascia Panel Series 3" Black Granite - sqft                  |             | \$8.79         | \$0.20     |
| U-Cara Plastic Corner Insert - ea  |             | Free           |            |
| U-Cara Large Backer/Corner - ea  |             | \$6.05         | \$0.26     |
| U-Cara Standard Backer - sqft  |             | \$8.28         | \$0.53     |
| U-Cara Modular System Grill ( U- GC 70 ) - ea                                |             | \$1,686.96     | \$42.50    |
| U-Cara Modular System Base ( U- BC 70 ) - ea                                 |             | \$1,414.26     | \$42.50    |
| U-Cara Modular System Corner 27.5"x 27.5"( U- CC 28 ) - ea                   |             | \$1,127.22     | \$42.50    |
| U-Cara Modular System Corner 27.5"x 36.5"( U- CC 2837 ) - ea                 |             | \$1,198.98     | \$42.50    |
| U-Cara Modular System End Cap 27.5" ( U- EC 28 ) - ea                        |             | \$495.72       | \$42.50    |
| U-Cara Modular System Large End Cap 36.5" ( U- EC 37 ) - ea                  |             | \$538.78       | \$42.50    |
| U-Cara Modular System Backsplash 1 Unit ( U- BS 70 ) - ea                    |             | \$538.78       | \$42.50    |
| U-Cara Modular System Backsplash 2 Unit ( U- CC 2837 ) - pack                |             | \$624.89       | \$42.50    |
| U-Cara Modular System Stainless Dbl. Access Doors 27" ( U- DD 28 ) - pack    |             | \$739.70       | \$42.50    |
| U-Cara Modular System Corner Cabinet Panel ( UL- CC - P ) - ea               |             | \$495.72       | \$42.50    |
| U-Cara Modular System Corner Cabinet Panel Oversized ( UL- CC - P- OS ) - ea |             | \$567.48       | \$42.50    |
| U-Cara Modular System Pillar Wrap Unit ( UL- PU ) - ea                       |             | \$883.23       | \$42.50    |
| U-Cara Modular System 8" Rail ( 10/Pack ) - pack                             |             | \$188.52       | \$0.00     |
| U-Cara Modular System Alignment Bars 39" - ea                                |             | \$4.70         | \$0.00     |
| Extra Charge on delivery, depending on the distance                          |             |                |            |

**FOR LARGE ORDERS, OR FOR MATERIAL NOT FOUND ON OUR PRICE LIST, PLEASE CALL US**

# VENEERS & MASONRY PRODUCTS

| BRAMPTON BRICK MASONRY   |                  |      |          |            |            |          |
|--------------------------|------------------|------|----------|------------|------------|----------|
| CLAY BRICK               |                  |      | Premium  | Regular    | Del        |          |
| Legacy Series            | Premier Plus     | EA   |          | \$0.94     | \$0.06     |          |
| Historic Series          |                  |      |          |            |            |          |
| Mediterranean Series     |                  |      |          |            |            |          |
| Crossroads Series        | Premier Plus     |      |          | \$1.43     | \$0.05     |          |
|                          | Imperial Modular |      |          | \$0.95     |            |          |
|                          | Utility          |      |          | \$2.33     | \$0.07     |          |
| Contemporary Series      | Premier Plus     |      | \$1.28   | \$0.94     | \$0.06     |          |
|                          | Metric Norman    |      |          | \$1.70     |            |          |
|                          | Metric Jumbo     |      |          | \$2.27     |            |          |
| Series Raven             | Premier Plus     |      |          | \$1.61     | \$0.06     |          |
|                          | Metric Norman    |      | \$2.42   |            |            |          |
|                          | Metric Jumbo     |      | \$2.82   |            |            |          |
| STONE                    |                  |      | Premium  | Regular    | Del        |          |
| Vivace                   | Combo            | SQFT |          | \$6.11     | \$0.50     |          |
|                          | Large            |      |          |            |            |          |
|                          | PRP/1000         | EA   |          | \$1.29     | \$0.12     |          |
| Artiste 2 NEW!           | Combo            | SQFT |          | \$5.65     | \$0.50     |          |
|                          | Large            |      |          |            |            |          |
| Contempo                 | Combo            |      | \$8.89   | \$7.43     |            |          |
|                          | Large            |      |          |            |            |          |
| Granada                  | Combo            |      | \$8.19   | \$6.73     |            |          |
|                          | Large            |      |          |            |            |          |
| Norfolk                  | Combo            |      |          | \$6.11     | \$0.50     |          |
| Contempo Smooth          | Premier Plus     |      | Per/1000 | \$1,539.85 | \$1,293.75 | \$117.75 |
| Contempo Quartz / Suave  | Premier Plus     |      |          | \$1,871.05 | \$1,430.60 |          |
| Bonneville               | 90x168x590       |      | EA       |            | \$14.21    | \$0.50   |
|                          | 90x257x591       |      |          | \$21.32    | \$1.08     |          |
| (Dover Only )            | 90x290x590       |      |          | \$24.39    | \$1.13     |          |
| ARCHITECTURAL SERIES     |                  |      | Premium  | Regular    | Del        |          |
| Berry Hill Blend         | Modular          | EA   |          | \$1.32     | \$0.05     |          |
| Brown Smooth             | Modular          |      |          | \$1.01     |            |          |
|                          | Utility          |      |          |            | \$2.78     | \$0.07   |
|                          | Metic Jumbo      |      |          |            |            |          |
| Brown Smooth Cross Flash | Modular          |      |          |            | \$1.08     | \$0.05   |
| Brown Smooth Flashed     | Utility          |      |          |            | \$2.90     | \$0.07   |
| Buff Smooth              | Modular          |      |          |            | \$1.05     | \$0.05   |
|                          | Metic Jumbo      |      |          |            |            | \$0.07   |
|                          | Utility          |      |          |            | \$3.08     |          |
| Buff Velour              | Metic Jumbo      |      |          |            | \$2.92     |          |
|                          | Modular          |      |          |            | \$1.06     | \$0.05   |
|                          | Premier Plus     |      |          |            | \$2.04     | \$0.06   |
|                          | Utility          |      |          |            | \$2.90     | \$0.07   |
| Colony Blend             | Modular          |      |          |            | \$1.25     | \$0.05   |
| Brown Velour             | Metic Jumbo      |      |          |            | \$2.63     | \$0.07   |
|                          | Modular          |      |          |            | \$0.99     | \$0.05   |
|                          | Utility          |      |          |            | \$2.63     | \$0.07   |
|                          | Premier Plus     |      |          |            | \$2.04     | \$0.06   |
| Brown Velour Cross Flash | Modular          |      |          |            | \$1.04     |          |
| Brown Velour Flashed     | Utility          |      |          |            | \$2.75     | \$0.07   |
| Dark Brown Smooth        | Modular          |      |          |            | \$1.15     | \$0.05   |
|                          | Utility          |      |          |            |            | \$0.07   |
|                          | Metic Jumbo      |      |          |            | \$3.06     |          |
| Dark Brown Velour        | Metic Jumbo      |      |          |            | \$2.91     |          |
|                          | Modular          |      |          |            | \$1.10     | \$0.05   |

**BRAMPTON BRICK MASONRY - cont.**

| <b>ARCHITECTURAL SERIES - cont</b> |              |  | <b>Premium</b> | <b>Regular</b> | <b>Del</b> |
|------------------------------------|--------------|--|----------------|----------------|------------|
|                                    | Utility      |  |                |                | \$2.91     |
| Graphite                           | Modular      |  |                | \$1.10         | \$0.05     |
|                                    | Utility      |  |                |                |            |
|                                    | Metic Jumbo  |  |                | \$2.69         | \$0.07     |
| Gray Velour                        | Metic Jumbo  |  |                | \$3.14         |            |
|                                    | Modular      |  |                | \$1.23         |            |
|                                    | Premier Plus |  |                | \$2.30         | \$0.05     |
|                                    | Utility      |  |                | \$3.14         | \$0.07     |
| Gray Smooth                        | Modular      |  |                | \$1.27         | \$0.05     |
|                                    | Utility      |  |                |                |            |
|                                    | Metic Jumbo  |  |                | \$3.30         | \$0.07     |
| Harest Blend                       | Modular      |  |                | \$1.50         |            |
| Platinum Smooth                    | Modular      |  |                | \$1.36         |            |
|                                    | Utility      |  |                | \$3.44         | \$0.07     |
| Platinum Velour                    | Modular      |  |                | \$1.32         | \$0.05     |
|                                    | Utility      |  |                | \$3.30         | \$0.07     |
| Red Velour                         | Modular      |  |                | \$0.91         | \$0.05     |
|                                    | Premier Plus |  |                | \$1.90         | \$0.06     |
|                                    | Metic Jumbo  |  |                |                |            |
|                                    | Utility      |  |                | \$2.48         | \$0.07     |
| Red Velour Cross Flash             | Modular      |  |                | \$1.07         | \$0.05     |
| Red Velour Flash Blend             | Utility      |  |                | \$2.56         |            |
| Red Smooth                         | Metic Jumbo  |  |                | \$2.63         | \$0.07     |
|                                    | Modular      |  |                | \$0.94         | \$0.05     |
|                                    | Utility      |  |                | \$2.63         | \$0.07     |
| Red Smooth Cross Flash             | Modular      |  |                | \$1.10         | \$0.05     |
| Red Smooth Flash Blend             | Utility      |  |                | \$2.71         | \$0.07     |
| Russet Blend                       | Modular      |  |                | \$1.33         |            |
| Salmon Velour                      | Modular      |  |                | \$1.08         | \$0.05     |
|                                    | Metic Jumbo  |  |                |                |            |
|                                    | Utility      |  |                | \$2.91         | \$0.07     |
| Salmon Smooth                      | Modular      |  |                | \$1.10         | \$0.05     |
|                                    | Metic Jumbo  |  |                |                |            |
|                                    | Utility      |  |                | \$3.06         | \$0.07     |
| Slate                              | Modular      |  |                | \$1.10         | \$0.05     |
|                                    | Metic Jumbo  |  |                |                |            |
|                                    | Utility      |  |                | \$2.69         | \$0.07     |
| Wheatland Velour                   | Modular      |  |                | \$1.08         | \$0.05     |
|                                    | Metic Jumbo  |  |                |                |            |
|                                    | Utility      |  |                | \$3.02         | \$0.07     |
| Wheatland Smooth                   | Modular      |  |                | \$1.10         | \$0.05     |
|                                    | Metic Jumbo  |  |                |                |            |
|                                    | Utility      |  |                | \$3.17         | \$0.07     |
| Select Series                      | Modular      |  |                | \$0.91         | \$0.05     |

EA

| <b>Finesse Series</b>   |                |                        | <b>Premium</b> | <b>Regular</b> | <b>Del</b> |
|-------------------------|----------------|------------------------|----------------|----------------|------------|
| Finesse Window Sill     |                |                        |                |                |            |
|                         | White          | 5 7/8x 3 1/8 x 32      |                | \$9.92         | \$0.60     |
|                         | Onyx           | 5 7/8x 3 1/8 x 32      | \$12.04        |                |            |
| Finesse Accent Sill     |                |                        |                |                |            |
|                         | Standard       | 6 5/8 x 5 x 36         |                | \$33.75        | \$1.31     |
| Finesse 590 Sill W/Drip |                |                        |                |                |            |
|                         | Standard       | 3 1/2 x 7 1/2 x 23 1/4 | \$24.86        | \$20.68        |            |
|                         | Quartz / Suave | 3 1/2 x 7 1/2 x 23 1/4 | \$35.88        | \$31.31        | \$0.74     |
| Finesse Series 90 x 290 |                |                        |                |                |            |
|                         | Standard       | 3 1/2 x3 1/2 x 11 3/8  | \$4.24         | \$3.36         |            |
|                         | Quartz / Suave | 3 1/2 x3 1/2 x 11 3/8  | \$6.22         | \$5.34         | \$0.28     |

EA

| <b>BRAMPTON BRICK MASONRY - cont.</b>                                |                          |               |                 |                |            |
|--|--------------------------|---------------|-----------------|----------------|------------|
| <b>Finesse Series - cont.</b>  |                          |               | <b>Premium</b>  | <b>Regular</b> | <b>Del</b> |
| Finesse Series 90 x 390  |                          |               |                 |                |            |
| Standard   | 3 1/2 x3 1/2 x 15 3/8    |               | \$7.91          | \$5.47         |            |
| Quartz / Suave   | 3 1/2 x3 1/2 x 15 3/8    |               | \$9.99          | \$7.56         | \$0.34     |
| Finesse Series 190 x 390   |                          |               |                 |                |            |
| Standard   | 3 1/2 x7 1/2 x 11 3/8    |               | \$10.36         | \$8.18         |            |
| Quartz / Suave   | 3 1/2 x7 1/2 x 11 3/8    |               | \$12.90         | \$9.91         | \$0.50     |
| Finesse Series 90 x 590  |                          |               |                 |                |            |
| Standard   | 3 1/2 x3 1/2 x 23 1/4    |               | \$13.02         | \$10.89        |            |
| Quartz / Suave   | 3 1/2 x3 1/2 x 23 1/4    |               | \$16.12         | \$12.74        | \$0.50     |
| Finesse Series 168 x 590   |                          |               |                 |                |            |
| Standard   | 3 1/2 x6 5/8 x 23 1/4    |               | \$19.98         | \$15.99        |            |
| Quartz / Suave   | 3 1/2 x6 5/8 x 23 1/4    |               | \$23.48         | \$20.49        | \$0.53     |
| Finesse Series 190 x 590   |                          |               |                 |                |            |
| Standard   | 3 1/2 x7 1/2 x 23 1/4    |               | \$21.17         | \$17.15        |            |
| Quartz / Suave   | 3 1/2 x7 1/2 x 23 1/4    |               | \$24.51         | \$21.53        | \$0.74     |
| Finesse Series 290 x 590   |                          |               |                 |                |            |
| Standard   | 3 1/2x10 1/4 x23 1/4     |               | \$29.47         | \$25.09        |            |
| Quartz / Suave   | 3 1/2x10 1/4 x23 1/4     |               | \$33.04         | \$28.66        | \$1.13     |
| Finesse Series 257 x 590   |                          |               |                 |                |            |
| Standard   | 3 1/2x11 3/8 x23 1/4     |               | \$28.09         | \$24.07        |            |
| Quartz / Suave   | 3 1/2x11 3/8 x23 1/4     |               | \$29.28         | \$25.29        | \$1.08     |
| Finesse Series Corner  |                          |               |                 |                |            |
| Standard   | 3 1/2x7 1/2x7 1/2x15 5/8 |               | \$19.32         | \$16.55        |            |
| Quartz / Suave   | 3 1/2x7 1/2x7 1/2x15 5/8 |               | \$21.40         | \$18.63        | \$0.60     |
| <b>PROFILE BLOCK PRODUCTS</b>  |                          |               |                 |                |            |
| Block 90 x 90 x 290  |                          |               | <b>Premium</b>  | <b>Regular</b> | <b>Del</b> |
| Standard   |                          |               | \$3.36          | \$2.60         |            |
| Quartz / Suave   |                          |               | \$5.07          | \$4.31         | \$0.20     |
| Block 90 x 90 x 390  |                          |               |                 |                |            |
| Standard   |                          |               | \$5.05          | \$4.11         |            |
| Quartz / Suave   |                          |               | \$7.03          | \$6.08         | \$0.24     |
| Block 90 x 190 x 390   |                          |               |                 |                |            |
| Standard   |                          |               | \$8.87          | \$7.19         |            |
| Quartz / Suave   |                          |               | \$10.93         | \$9.28         | \$0.37     |
| Block 90 x 90 x 590  |                          |               |                 |                |            |
| Standard   |                          |               | \$12.51         | \$10.27        |            |
| Quartz / Suave   |                          |               | \$14.62         | \$12.37        | \$0.37     |
| Block 90 x 190 x 590   |                          |               |                 |                |            |
| Standard   |                          |               | \$14.35         | \$11.36        |            |
| Quartz / Suave   |                          |               | \$16.47         | \$13.44        | \$0.54     |
| Block 140 x 90 x 390   |                          |               |                 |                |            |
| Standard   |                          |               | \$9.96          | \$8.05         |            |
| Quartz / Suave   |                          |               | \$12.05         | \$9.41         | \$0.29     |
| Block 140 x 190 x 390  |                          |               |                 |                |            |
| Standard   |                          |               | \$11.71         | \$9.22         |            |
| Quartz / Suave   |                          |               | \$13.83         | \$10.81        | \$0.40     |
| Block 190 x 90 x 390   |                          |               |                 |                |            |
| Standard   |                          |               | \$12.19         | \$9.96         |            |
| Quartz / Suave   |                          |               | \$14.31         | \$12.05        | \$0.29     |
| Block 190 x 190 x 390  |                          |               |                 |                |            |
| Standard   |                          |               | \$14.02         | \$11.04        |            |
| Quartz / Suave   |                          |               | \$16.12         | \$13.12        | \$0.46     |
| Block 240 x 90 x 390   |                          |               |                 |                |            |
| Standard   |                          |               | \$13.41         | \$11.16        |            |
| Quartz / Suave   |                          |               | \$15.51         | \$13.28        | \$0.53     |
| Block 240 x 190 x 390  |                          |               |                 |                |            |
| Standard   |                          |               | \$15.12         | \$12.12        |            |
| Quartz / Suave   |                          |               | \$17.20         | \$14.23        | \$0.49     |
| Block 290 x 90 x 390   |                          |               |                 |                |            |
| Standard   |                          |               | \$14.18         | \$12.05        |            |
| Quartz / Suave   |                          |               | \$16.25         | \$14.00        | \$0.35     |
| Block 290 x 190 x 390  |                          |               |                 |                |            |
| Standard   |                          |               | \$16.05         | \$13.04        |            |
| Quartz / Suave   |                          |               | \$18.12         | \$15.16        | \$0.54     |
| Block 90 x 190   |                          |               |                 |                |            |
| Standard   |                          |               | \$19.32         | \$16.55        |            |
| x 190 x 390 Corner   | Quartz / Suave           |               | \$21.40         | \$18.64        | \$0.53     |
| <b>ARCHITECTURAL BLOCK - 2 Rib, 3 Rib, 6 Rib, Ledge, Split Block</b> |                          |               |                 |                |            |
| Available Sizes  | Natural - Grey           | STD - Colours | Premium Colours | Iceland White  | Freight    |
| 10 cm ( 4" )   | \$4.09                   | \$4.65        | \$5.41          | \$7.96         | \$0.37     |
| 10 cm ( 4" ) L Corner  | \$7.42                   | \$8.37        | \$9.17          | \$12.42        | \$0.61     |
| 15 cm ( 6" )   | \$4.91                   | \$5.62        | \$6.31          | \$9.02         | \$0.44     |
| 20 cm ( 8" )   | \$6.95                   | \$7.80        | \$8.80          | \$11.48        | \$0.53     |
| 25 cm ( 10" )  | \$7.58                   | \$8.66        | \$9.57          | \$12.77        | \$0.56     |
| 30 cm ( 12" )  | \$8.67                   | \$10.03       | \$11.98         | \$14.01        | \$0.63     |

**BRAMPTON BRICK MASONRY - cont.****COLOURED SMOOTH BLOCK**

| Available Sizes | STD - Colours | Freight |
|-----------------|---------------|---------|
| 10 cm - 4"      | \$3.73        | \$0.30  |
| 15 cm - 6"      | \$4.53        | \$0.33  |
| 20 cm - 8"      | \$5.66        | \$0.39  |
| 25 cm - 10      | \$6.97        | \$0.52  |
| 30 cm - 12"     | \$8.06        | \$0.53  |

**SCORED BLOCK**

| Available Sizes | Grey Block | Lightweight Block | Coloured Block | Freight |
|-----------------|------------|-------------------|----------------|---------|
| 10 cm - 4"      | \$3.68     | \$4.85            | \$5.38         | \$0.30  |
| 15 cm - 6"      | \$4.38     | \$7.02            | \$6.22         | \$0.33  |
| 20 cm - 8"      | \$5.88     | \$7.37            | \$8.26         | \$0.39  |
| 25 cm - 10      | \$7.08     | \$9.10            | \$10.14        | \$0.52  |
| 30 cm - 12"     | \$8.00     | \$11.06           | \$10.86        | \$0.53  |

**BIQ THIN VENEER ERAMOSA**

| Product                        | Dimension               | Price   |
|--------------------------------|-------------------------|---------|
| Split Face & Sawn Face Flats   | 1.25" Bed               | \$14.85 |
| Split Face & Sawn Face Corners | 2", 4", 6" or           | \$23.09 |
| Sandblasted Face Flats         | 2.25", 5", 7.75" Height | \$17.85 |
| Sandblasted Face Corners       | Random to 18"           | \$26.09 |

**Canadian Cultured Stone**

| Product                    | Dimension                 | Per Skid   | Price      |
|----------------------------|---------------------------|------------|------------|
| Ancient Villa LedgeStone   |                           |            |            |
| Pack Flats                 | Flat / Pack - 11.25 sqft  | 225 sqft   | \$185.96   |
| Pack Corners               | Corner / Pack - 8 linft   | 160 linft  | \$181.59   |
| Big Box Flats              | Flat / Box - 124 sqft     | 124 sqft   | \$1,722.64 |
| Big Box Corners            | Corner / Box - 64 linft   | 64 linft   | \$1,287.02 |
| Cast-Fit 8' x 16" Flats    | 86.25 sqft / Box          | 86.25 sqft | \$1,902.04 |
| Cast-Fit 8' x 16" Corner   | 9.3 linft/box             | 186 linft  | \$289.86   |
| Cast-Fit 12' x 24" Flats   | 84 sqft / Box             | 84 sqft    | \$1,934.01 |
| Cast-Fit 12' x 24" Corner  | 5 linft/box               | 100 linft  | \$165.49   |
| Cobblefield                |                           |            |            |
| Pack Flats                 | Flat / Pack - 11.25 sqft  | 225 sqft   | \$185.96   |
| Pack Corners               | Corner / Pack - 8 linft   | 160 linft  | \$181.59   |
| Big Box Flats              | Flat / Box - 90 sqft      | 90 sqft    | \$1,250.28 |
| Big Box Corners            | Corner / Box - 64 linft   | 64 linft   | \$1,287.02 |
| Coral Stone                |                           |            |            |
| Pack Flats                 | Flat / Pack - 10 sqft     |            | \$159.16   |
| Pack Corners               | Corner / Pack - 10 linft  |            | \$216.49   |
| Country LedgeStone         |                           |            |            |
| Pack Flats                 | Flat / Pack - 11.25 sqft  | 225 sqft   | \$185.96   |
| Pack Corners               | Corner / Pack - 8 linft   | 160 linft  | \$181.59   |
| Big Box Flats              | Flat / Box - 124 sqft     | 124 sqft   | \$1,722.64 |
| Big Box Corners            | Corner / Box - 64 linft   | 64 linft   | \$1,287.02 |
| Del Mare LedgeStone        |                           |            |            |
| Pack Flats                 | Flat / Pack - 10.75 sqft  | 215 sqft   | \$177.68   |
| Pack Corners               | Corner / Pack - 7.5 linft | 150 linft  | \$170.26   |
| Big Box Flats              | Flat / Box - 115 sqft     | 115 sqft   | \$1,597.58 |
| Big Box Corners            | Corner / Box - 75 linft   | 75 linft   | \$1,511.85 |
| Dressed Fieldstone         |                           |            |            |
| Pack Flats                 | Flat / Pack - 11.25 sqft  | 180 sqft   | \$185.96   |
| Pack Corners               | Corner / Pack - 8 linft   | 160 linft  | \$181.59   |
| Big Box Flats              | Flat / Box - 90 sqft      | 90 sqft    | \$1,250.28 |
| Big Box Corners            | Corner / Box - 64 linft   | 64 linft   | \$1,287.02 |
| Drystack LedgeStone Panels |                           |            |            |
| Pack Corners               | Corner / Pack - 6 linft   | 120 linft  | \$173.31   |
| Big Box Flats              | Flat / Box - 88 sqft      | 88 sqft    | \$1,222.51 |
| Big Box Corners            | Corner / Box - 84 linft   | 84 sqft    | \$1,689.24 |

**Canadian Cultured Stone - cont.**

|                                   |                            |              |            |
|-----------------------------------|----------------------------|--------------|------------|
| <b>European Castle Stone</b>      |                            |              |            |
| Pack Flats                        | Flat / Pack - 12. sqft     | 240 sqft     | \$197.17   |
| Pack Corners                      | Corner / Pack - 8 linft    | 160 linft    | \$179.86   |
| Big Box Flats                     | Flat / Box - 144 sqft      | 144 sqft     | \$2,098.41 |
| Big Box Corners                   | Corner / Box - 96 linft    | 96 linft     | \$2,005.14 |
| <b>Hewn Stone 308 (3" x 8")</b>   |                            |              |            |
| Pack Flats                        | Flat / Pack - 7.5 sqft     | 155 sqft     | \$129.55   |
| Pack Corners                      | Corner / Pack - 10 linft   | 200 linft    | \$235.12   |
| Big Box Flats                     | Flat / Box - 114 sqft      | 114 sqft     | \$1,616.96 |
| Big Box Corners                   | Corner / Box - 152 linft   | 152 linft    | \$3,233.86 |
| <b>Hewn Stone 314 (3" x 14")</b>  |                            |              |            |
| Pack Flats                        | Flat / Pack - 8.5. sqft    | 175 sqft     | \$146.22   |
| Pack Corners                      | Corner / Pack - 10 linft   | 200 linft    | \$235.12   |
| Big Box Flats                     | Flat / Box - 116 sqft      | 116 sqft     | \$1,645.31 |
| Big Box Corners                   | Corner / Box - 152 linft   | 152 linft    | \$3,233.86 |
| <b>Hewn Stone 514 (5" x 14")</b>  |                            |              |            |
| Pack Flats                        | Flat / Pack - 7.75 sqft    | 155 sqft     | \$129.55   |
| Pack Corners                      | Corner / Pack - 7.9 linft  | 158 linft    | \$185.73   |
| Big Box Flats                     | Flat / Box - 120 sqft      | 120 sqft     | \$1,702.06 |
| Big Box Corners                   | Corner / Box - 116 linft   | 116 linft    | \$2,467.96 |
| <b>Hewn Stone 522 (5" x 22")</b>  |                            |              |            |
| Pack Flats                        | Flat / Pack - 7.5 sqft     | 150 sqft     | \$125.35   |
| Pack Corners                      | Corner / Pack - 7.9 linft  | 158 linft    | \$185.73   |
| Big Box Flats                     | Flat / Box - 129 sqft      | 129 sqft     | \$1,829.71 |
| Big Box Corners                   | Corner / Box - 116 linft   | 116 linft    | \$2,467.96 |
| <b>Hewn Stone 822 (8" x 22")</b>  |                            |              |            |
| Pack Flats                        | Flat / Pack - 7.5 sqft     | 170 sqft     | \$142.08   |
| Pack Corners                      | Corner / Pack - 7.3 linft  | 146 linft    | \$171.64   |
| Big Box Flats                     | Flat / Box - 117 sqft      | 129 sqft     | \$1,659.51 |
| Big Box Corners                   | Corner / Box - 100 linft   | 116 linft    | \$2,127.56 |
| <b>Limestone</b>                  |                            |              |            |
| Pack Flats                        | Flat / Pack - 11.25 sqft   | 225 sqft     | \$185.96   |
| Pack Corners                      | Corner / Pack - 8 linft    | 160 linft    | \$181.59   |
| Big Box Flats                     | Flat / Box - 90 sqft       | 90 sqft      | \$1,250.28 |
| Big Box Corners                   | Corner / Box - 64 linft    | 64 linft     | \$1,287.02 |
| <b>Old Country Fieldstone</b>     |                            |              |            |
| Pack Flats                        | Flat / Pack - 11.25 sqft   | 225 sqft     | \$185.96   |
| Pack Corners                      | Corner / Pack - 8 linft    | 160 linft    | \$181.59   |
| Big Box Flats                     | Flat / Box - 90 sqft       | 90 sqft      | \$1,250.28 |
| Big Box Corners                   | Corner / Box - 64 linft    | 64 linft     | \$1,287.02 |
| <b>Pro-Fit Alpine Ledgestone</b>  |                            |              |            |
| Pack Flats                        | Flat / Pack - 10 sqft      | 200 sqft     | \$165.26   |
| Pack Corners                      | Corner / Pack - 8 linft    | 160 linft    | \$181.59   |
| Big Box Flats                     | Flat / Box - 110 sqft      | 90 sqft      | \$1,528.12 |
| Big Box Corners                   | Corner / Box - 100 linft   | 64 linft     | \$2,010.95 |
| <b>Pro-Fit Ledgestone</b>         |                            |              |            |
| Pack Flats                        | Flat / Pack - 11 sqft      | 176 sqft     | \$196.25   |
| Pack Corners                      | Corner / Pack - 8 linft    | 128 linft    | \$190.04   |
| <b>Pro-Fit Modera Ledgestone</b>  |                            |              |            |
| Pack Flats                        | Flat / Pack - 10 sqft      | 160 sqft     | \$167.10   |
| Pack Corners                      | Corner / Pack - 8.66 linft | 138.56 linft | \$201.94   |
| <b>Pro-Fit Terrain Ledgestone</b> |                            |              |            |
| Pack Flats                        | Flat / Pack - 10 sqft      | 160 sqft     | \$167.10   |
| Pack Corners                      | Corner / Pack - 9.33 linft | 149.28 linft | \$217.58   |
| <b>River Rock</b>                 |                            |              |            |
| Pack Flats                        | Flat / Pack - 11.25 sqft   | 225 sqft     | \$185.96   |
| Pack Corners                      | Corner / Pack - 8 linft    | 160 linft    | \$181.59   |
| Big Box Flats                     | Flat / Box - 90 sqft       | 90 sqft      | \$1,250.28 |
| Big Box Corners                   | Corner / Box - 64 linft    | 64 linft     | \$1,287.02 |



| <b>Canadian Cultured Stone - cont.</b>  |                           |           |            |
|---|---------------------------|-----------|------------|
| <b>Rock Face</b>  |                           |           |            |
| Pack Flats  | Flat / Pack - 11.25 sqft  | 180 sqft  | \$185.96   |
| Pack Corners  | Corner / Pack - 8 linft   | 160 linft | \$181.59   |
| Big Box Flats   | Flat / Box - 90 sqft      | 90 sqft   | \$1,250.28 |
| Big Box Corners   | Corner / Box - 64 linft   | 64 linft  | \$1,287.02 |
| <b>Scupted Ashiar</b>   |                           |           |            |
| Pack Flats  | Flat / Pack - 11.25 sqft  | 225 sqft  | \$185.96   |
| Pack Corners  | Corner / Pack - 8 linft   | 160 linft | \$181.59   |
| Big Box Flats   | Flat / Box - 124 sqft     | 124 sqft  | \$1,722.64 |
| Big Box Corners   | Corner / Box - 64 linft   | 64 linft  | \$1,287.02 |
| <b>Southern LedgeStone</b>  |                           |           |            |
| Pack Flats  | Flat / Pack - 10.50 sqft  | 210 sqft  | \$173.54   |
| Pack Corners  | Corner / Pack - 8 linft   | 160 linft | \$181.59   |
| Big Box Flats   | Flat / Box - 116 sqft     | 116 sqft  | \$1,611.50 |
| Big Box Corners   | Corner / Box - 64 linft   | 64 linft  | \$1,287.02 |
| <b>Streamstone</b>  |                           |           |            |
| Pack Flats  | Flat / Pack - 11.25 sqft  | 225 sqft  | \$185.96   |
| Pack Corners  | Corner / Pack - 8 linft   | 160 linft | \$181.59   |
| Big Box Flats   | Flat / Box - 90 sqft      | 90 sqft   | \$1,250.28 |
| Big Box Corners   | Corner / Box - 64 linft   | 64 linft  | \$1,287.02 |
| <b>Textured Cast-Fit 12" x 24"</b>  |                           |           |            |
| Cast-Fit 12" x 24" - Flats 84sqft/box   | Flats 84sqft/box          | 84 sqft   | \$1,934.01 |
| Cast-Fit 12" x 24" - Corner 5linft/box  | Corner 5linft/box         | 100 linft | \$165.49   |
| <b>Cultured Brick</b>   |                           |           |            |
| Handmade Brick - Flats  | Flat / Pack - 8 sqft      |           | \$107.99   |
| Handmade Brick - Corners  | Corner / Pack - 6.5 linft |           | \$158.07   |
| Used Brick - Flats  | Flat / Pack - 8.5 sqft    |           | \$114.71   |
| Used Brick - Corners  | Corner / Pack - 6.5 linft |           | \$158.07   |
| <b>Cultured Stone Accessories</b>   |                           |           |            |
| 19" x 20" Hearthstone   |                           |           | \$44.91    |
| Cast-Fit Watertable/Sills   | 10 pcs/Box                | EA        | \$202.00   |
| Watertable/Sills  | 8 pcs/Box                 |           | \$162.67   |
| Trimstone 6" x 8"   | 20 pcs/Box                |           | \$144.56   |
| Keystone  | 4 pcs/Box                 |           | \$180.03   |
| Tuscan Lintels  | 4 pcs/Box                 |           | \$146.45   |
| 10" x 20" Flat Capstones  |                           |           | \$36.86    |
| 12" x 20" Flat Capstones  |                           |           | \$41.63    |
| 12" x 20" Capstones   |                           |           | \$53.36    |
| 16" x 20" Capstones   |                           |           | \$66.07    |
| 24" x 24" Pier Cap  |                           |           | \$288.48   |
| 32" x 32" Pier Cap  |                           |           | \$443.38   |
| Light Fixture Stone   | 4 pcs/Box                 |           | \$47.44    |
| Large Light Fixture Stone   | 4 pcs/Box                 |           | \$70.67    |
| Singe Receptacie  | 7 pcs/Box                 |           | \$41.52    |
| Also available from Canadian Culture Stone - ProStone , TerraCraft ,Isokern ,<br>Authincik Brick , Pangaea , Thin Cut , |                           |           | PRICING    |

| <b>Dutch Quality Stone Veneer</b> |                               |              |
|-----------------------------------|-------------------------------|--------------|
| <b>Product</b>                    | <b>Size &amp; Amount/ Box</b> | <b>Price</b> |
| Fieldstone                        | Flats 12 sqft/box             | \$152.26     |
|                                   | Corners 8 Linft/box           | \$136.32     |
| LedgeStone                        | Flats 13 sqft/box             | \$164.96     |
|                                   | Corners 8 Linft/box           | \$136.32     |
| Limestone                         | Flats 12.5 sqft/box           | \$158.61     |
|                                   | Corners 8 Linft/box           | \$136.32     |
|                                   | 135 Degree Corner 8 Linft/box | REQUEST      |
| Weathered Plank                   | 4" 10 sqft/box                | \$162.76     |
|                                   | 6" 12 sqft/box                | \$195.27     |
| Rough Ashlar                      | Flats 13.75 sqft/box          | \$174.51     |
|                                   | Corners 8 Linft/box           | \$136.32     |

**Dutch Quality Stone Veneer - cont.**

|               |                     |          |
|---------------|---------------------|----------|
| Stack Ledge   | Flats 13 sqft/box   | \$164.96 |
|               | Corners 8 Linft/box | \$136.32 |
| Weather Ledge | Flats 11.5 sqft/box | \$145.91 |
|               | Corners 8 Linft/box | \$136.32 |
| Tuscan Ridge  | Flats 10 sqft/box   | \$126.89 |
|               | Corners 8 Linft/box | \$132.87 |
| Dry Stack     | Flats 12 sqft/box   | \$152.26 |
|               | Corners 8 Linft/box | \$136.32 |

**Dutch Quality Stone Accessories**

| Product                  | Dimension                  | pcs/box    | Price      |
|--------------------------|----------------------------|------------|------------|
| Keystone                 |                            |            |            |
| Small Keystone           | 8" x 6" x 9"               | 18/box     | \$41.00    |
| Large Keystone           | 11" x 7" x 12"             | 8/box      | \$50.93    |
| Wall Caps                |                            |            |            |
| 12"                      | 12" x 23.5" x 2"           | 50pcs/skid | \$73.32    |
| 14"                      | 14" x 23.5" x 2"           | 50pcs/skid | \$89.54    |
| 16"                      | 16" x 23.5" x 2"           | 50pcs/skid | \$100.59   |
| Wall Caps - Flat         |                            |            |            |
| 10" Flat                 | 10" x 24" x 2.25"          | 50pcs/skid | \$66.87    |
| 12" Flat                 | 12" x 24" x 2.25"          | 40pcs/skid | \$73.32    |
| 14" Flat                 | 14" x 24" x 2.25"          | 40pcs/skid | \$89.54    |
| 16" Flat                 | 16" x 24" x 2.25"          | 30pcs/skid | \$100.59   |
| 18" Flat                 | 18" x 24" x 2.25"          | 30pcs/skid | \$113.72   |
| Window Trim              |                            |            |            |
| 4" x 5" Row Locks        | 4" x 5"                    | 60/box     | \$167.91   |
| 5" x 7" Row Locks        | 5" x 7"                    | 45/box     | \$183.69   |
| 6" x 8" Trim Stone       | 6" x 8"                    | 24/box     | \$212.62   |
| Flat Window Trim         | 22.75" x 6.5" x 1.5"       | 10/box     | \$59.01    |
| Sills                    |                            |            |            |
| Watertable               | 23.5" x 3" x 2"            | 12/box     | \$28.24    |
| Curved                   | 35.5" x 4"                 | 50pcs/skid | \$62.30    |
| Utility Accents          |                            |            |            |
| Light Block              | 11" x 8" 4" Hole           | 16/box     | \$53.41    |
| Receptacle Block         | 8" x 6.5"                  | 20/box     | \$42.73    |
| Water Hydrant            | 8" x 6.5" x 1 5/16 Hole    | 24/box     | \$42.73    |
| Quoins                   |                            |            |            |
| Quoin Corner             | 8" x 8" x 12"              | 7/box      | \$35.73    |
| Quoin Flat 12"           | 8" x 11.5"                 | 20/box     | \$13.73    |
| Pier Cap                 |                            |            |            |
| 22" x 22" x 3"           | 22" x 22" x 3"             | 28/skid    | \$296.08   |
| 30" x 30" x 3"           | 30" x 30" x 3"             | 7/skid     | \$397.26   |
| Chiseled Caps            |                            |            |            |
| 22" x 22" x 3"           | 22" x 22" x 3"             | 16/skid    | \$296.08   |
| 24" x 24" x 3"           | 24" x 24" x 3"             | 8/skid     | \$340.52   |
| 31" x 31" x 3"           | 31" x 31" x 3"             | 4/skid     | \$402.37   |
| Hearthstone              |                            |            |            |
| Full Skid                | 19" x 20"                  | 40/skid    | \$1,692.94 |
| Each                     | 19" x 20"                  | Each       | \$42.32    |
| Natural Caps             |                            |            |            |
| 18" x 36" x 2"           | 18" x 36" x 2"             | 16/skid    | \$198.54   |
| 20" x 20" x 2"           | 20" x 20" x 2"             | 24/skid    | \$119.35   |
| 24" x 24" x 2"           | 24" x 24" x 2"             | 16/skid    | \$179.04   |
| Mantels / Brackets       |                            |            |            |
| Mantels                  | 10" x 60" x 2.5"           | 2/skid     | \$290.57   |
| Brackets                 | 11" x 6.5" x 2.5"          | 8/box      | \$55.61    |
| Tuscany Smooth Sill      |                            |            |            |
| Ivory                    | 23.5" x 3" x 2.75"         | 100/skid   | \$34.30    |
| Tan , Stone              | 23.5" x 3" x 2.75"         | 100/skid   | \$34.30    |
| Tuscany Veneer - Flats   |                            |            |            |
| Ivory, Tan , Stone       | 11 5/8" x 23 5/8" x 1 1/4" | 84/skid    | \$40.80    |
| Tuscany Veneer - Corners |                            |            |            |
| Ivory, Tan , Stone       | 11 5/8" x 23 5/8" x 1 1/4" | 84/skid    | \$40.80    |

| <b>GOTT N T S S Natural Stone Veneer</b> |                       |          |                         |          |          |
|--|-----------------------|----------|-------------------------|----------|----------|
| Flats - Box 10 sqft                      |                       |          | Corner - Box 8 linft    |          |          |
| Flats - Skid 150 sqft                    |                       |          | Corner - Skid 100 linft |          |          |
| Code                                     | Product               | Flats    |                         | Corners  |          |
|  |                       | Box      | Skid                    | Box      | Skid     |
| 1001                                     | Echo Bay              |          |                         |          |          |
| 1002                                     | Georgian              |          |                         |          |          |
| 1003                                     | Highland Blend        |          |                         |          |          |
| 1004                                     | Montgomery Blend      |          |                         |          |          |
| 1005                                     | Sylvan Blend          |          |                         |          |          |
| 1006                                     | Broxton               |          |                         |          |          |
| 1008                                     | Alpine Ledge          | \$ 15.41 | \$ 14.43                | \$ 23.32 | \$ 19.41 |
| 1055                                     | Seabright Rubble      |          |                         |          |          |
| 1016                                     | Vanguard Blend        |          |                         |          |          |
| 1015                                     | Alpine 5 Point        |          |                         |          |          |
| 1017                                     | Alpine Glen           |          |                         |          |          |
| 1018                                     | Aberdeen 5 Point      |          |                         |          |          |
| 1019                                     | Aberdeen Ledge        |          |                         |          |          |
| 1032                                     | Onyx Thin Stack       |          |                         |          | N/A      |
| 1009                                     | Mountain Ridge        |          |                         |          |          |
| 1010                                     | Sterling Blend        |          |                         |          |          |
| 1012                                     | Promontory Blend      | \$ 19.25 | \$ 18.35                | \$ 27.22 | \$ 23.32 |
| 1020                                     | Timberlief Blend      |          |                         |          |          |
| 1056                                     | Mountainview          |          |                         |          |          |
| 1057                                     | Alpine Glen           |          |                         |          |          |
| 1013                                     | Monarch Blend         |          |                         | \$ 31.12 | \$ 27.22 |
| 1014                                     | Laurentian 2" Strips  |          |                         | N/A      | N/A      |
| 1021                                     | Echo Ashlar           |          |                         |          |          |
| 1022                                     | Echo Modern           |          |                         |          |          |
| 1023                                     | Stonecliffe Modern    |          |                         |          |          |
| 1024                                     | Modern Mix            |          |                         |          |          |
| 1025                                     | Bucks Bridge Drystack |          |                         |          |          |
| 1037                                     | Bucks Bridge Modern   |          |                         |          |          |
| 1026                                     | Vanguard Strips       |          |                         |          |          |
| 1027                                     | Stonecliffe Drystack  | \$ 20.39 | \$ 19.44                |          |          |
| 1038                                     | Stonecliffe Ashlar    |          |                         | \$ 31.12 | \$ 27.22 |
| 1028                                     | Bucks Bridge Ashlar   |          |                         |          |          |
| 1053                                     | Sunridge Grey         |          |                         |          |          |
| 1054                                     | Sunridge Buff         |          |                         |          |          |
| 1034                                     | Whitewater Drystack   |          |                         |          |          |
| 1036                                     | Whitewater Ashlar     |          |                         |          |          |
| 1039                                     | Bayside Blend         |          |                         |          |          |
| 1046                                     | Chateau Blend         |          |                         |          |          |
| 1058                                     | Rockport Grey         |          |                         |          |          |
| 1059                                     | Heron Bay             |          |                         |          |          |
| 1040                                     | Black Buck            |          |                         |          |          |
| 1047                                     | Chateau Dark          |          |                         |          |          |
| 1049                                     | Vanguard Dark         | \$ 23.61 | \$ 22.63                | \$ 36.97 | \$ 33.07 |
| 1061                                     | Seabright Ashlar      |          |                         |          |          |
| 1062                                     | Kodiak Blend          |          |                         |          |          |
| 1041                                     | Canyon Black          |          |                         |          |          |
| 1043                                     | Canyon Black Modern   |          |                         |          |          |
| 1042                                     | Canyon Black Panel    | \$ 30.97 | \$ 29.95                | \$ 52.58 | N/A      |
| 1044                                     | Canyon Black Drystack |          |                         |          |          |
| 1011                                     | Granite Artisan Blend |          |                         |          |          |

| <b>Indiana Stone Vanderbilt Classic - Natural Stone</b> |                         |              |
|---|-------------------------|--------------|
| <b>Product</b>  | <b>Dimension</b>        | <b>Price</b> |
| <b>Smooth Veneer FCB</b>                                |                         |              |
|   | 3 5/8 x 3 5/8 x 23 5/8  | \$22.16      |
|   | 7 5/8 x 3 5/8 x 23 5/8  | \$34.83      |
|   | 11 5/8 x 3 5/8 x 23 5/8 | \$45.83      |
|   | 15 5/8 x 3 5/8 x 35 5/8 | \$61.32      |
| <b>Smooth Stetcher FCB</b>                              |                         |              |
|   | 3 5/8 x 3 5/8 x 35 5/8  | \$33.98      |
|   | 7 5/8 x 3 5/8 x 35 5/8  | \$51.42      |
|   | 11 5/8 x 3 5/8 x 35 5/8 | \$69.12      |
|   | 15 5/8 x 3 5/8 x 35 5/8 | \$92.75      |
| <b>Smooth Banding FCB</b>                               |                         |              |
|   | 3 5/8 x 3 5/8 x 47 5/8  | \$45.03      |
|   | 7 5/8 x 3 5/8 x 47 5/8  | \$68.70      |
| <b>Smooth Veneer Silver Buff</b>                        |                         |              |
|   | 3 5/8 x 3 5/8 x 23 5/8  | \$28.92      |
|   | 7 5/8 x 3 5/8 x 23 5/8  | \$45.16      |
|   | 11 5/8 x 3 5/8 x 23 5/8 | \$59.18      |
|   | 15 5/8 x 3 5/8 x 23 5/8 | \$79.12      |
| <b>Smooth Stretcher Silver Buff</b>                     |                         |              |
|   | 3 5/8 x 3 5/8 x 35 5/8  | \$43.46      |
|   | 7 5/8 x 3 5/8 x 35 5/8  | \$65.85      |
|   | 11 5/8 x 3 5/8 x 35 5/8 | \$87.80      |
|   | 15 5/8 x 3 5/8 x 35 5/8 | \$117.84     |

| <b>IXL ELDORADO STONE</b> |                          |              |
|---------------------------|--------------------------|--------------|
| <b>Product</b>            | <b>Dimension</b>         | <b>Price</b> |
| <b>Bluffstone</b>         |                          |              |
| Pack Flats                | Flat / Pack - 8 sqft     | \$139.55     |
| Pack Corners              | Corner / Pack - 6 linft  | \$147.20     |
| Big Box Flats             | Flat / Box - 110 sqft    | \$1,799.92   |
| Big Box Corners           | Corner/ Box - 64 linft   | \$1,464.41   |
| <b>Cliffstone</b>         |                          |              |
| Pack Flats                | Flat / Pack - 10 sqft    | \$174.46     |
| Pack Corners              | Corner / Pack - 8 linft  | \$196.25     |
| Big Box Flats             | Flat / Box - 110 sqft    | \$1,799.92   |
| Big Box Corners           | Corner/ Box - 80 linft   | \$1,830.51   |
| <b>CoastalReef</b>        |                          |              |
| Pack Flats                | Flat / Pack - 11 sqft    | \$191.88     |
| Pack Corners              | Corner / Pack - 9 linft  | \$220.74     |
| Big Box Flats             | Flat / Box - 110 sqft    | \$1,799.92   |
| Big Box Corners           | Corner/ Box - 70 linft   | \$1,601.72   |
| <b>Country Rubble</b>     |                          |              |
| Pack Flats                | Flat / Pack - 10 sqft    | \$174.46     |
| Pack Corners              | Corner / Pack - 8 linft  | \$196.25     |
| Big Box Flats             | Flat / Box - 110 sqft    | \$1,799.92   |
| Big Box Corners           | Corner/ Box - 100 linft  | \$2,288.16   |
| <b>Cut Coarse Stone</b>   |                          |              |
| Big Box Flats             | Flat / Box - 90 sqft     | \$1,865.47   |
| Big Box Corners           | Corner/ Box - 72 linft   | \$2,275.97   |
| <b>Cypress Ridge</b>      |                          |              |
| Pack Flats                | Flat / Pack - 8 sqft     | \$139.55     |
| Pack Corners              | Corner / Pack - 8 linft  | \$196.25     |
| Big Box Flats             | Flat / Box - 110 sqft    | \$1,799.92   |
| Big Box Corners           | Corner/ Box - 80 linft   | \$1,830.51   |
| <b>European Ledge</b>     |                          |              |
| Pack Flats                | Flat / Pack - 7.5 sqft   | \$163.59     |
| Pack Corners              | Corner / Pack - 5 linft  | \$166.29     |
| Pack Singles              | Singles / Pack - 8 linft | \$174.46     |

**IXL ELDERADO STONE - cont.**

|                       |                            |            |
|-----------------------|----------------------------|------------|
| Fieldedge             |                            |            |
| Pack Flats            | Flat / Pack - 10 sqft      | \$174.46   |
| Pack Corners          | Corner / Pack - 10 linft   | \$196.25   |
| Big Box Flats         | Flat / Box - 110 sqft      | \$1,799.92 |
| Big Box Corners       | Corner/ Box - 100 linft    | \$2,288.16 |
| Hillstone             |                            |            |
| Pack Flats            | Flat / Pack - 10 sqft      | \$174.46   |
| Pack Corners          | Corner / Pack - 10 linft   | \$245.30   |
| Big Box Flats         | Flat / Box - 110 sqft      | \$1,799.92 |
| Big Box Corners       | Corner/ Box - 100 linft    | \$2,288.16 |
| Ledgetu33             |                            |            |
| Pack Flats            | Flat / Pack - 8 sqft       | \$174.46   |
| Pack Corners          | Corner / Pack - 8 linft    | \$266.05   |
| Big Box Flats         | Flat / Box - 110 sqft      | \$2,072.76 |
| Big Box Corners       | Corner/ Box - 80 linft     | \$2,528.85 |
| Limestone             |                            |            |
| Pack Flats            | Flat / Pack - 10 sqft      | \$174.46   |
| Pack Corners          | Corner / Pack - 7 linft    | \$171.70   |
| Big Box Flats         | Flat / Box - 110 sqft      | \$1,799.92 |
| Big Box Corners       | Corner/ Box - 80 linft     | \$1,830.51 |
| Longitude24           |                            |            |
| Pack Flats            | Flat / Pack - 8 sqft       | \$183.08   |
| Pack Corners          | Corner / Pack - 6 linft    | \$235.52   |
| Big Box Flats         | Flat / Box - 96 sqft       | \$1,884.62 |
| Big Box Corners       | Corner/ Box - 45 linft     | \$1,521.16 |
| Marquee24             |                            |            |
| Pack Flats            | Flat / Pack - 8 sqft       | \$183.08   |
| Pack Corners          | Corner / Pack - 6 linft    | \$235.52   |
| Big Box Flats         | Flat / Box - 96 sqft       | \$1,884.62 |
| Big Box Corners       | Corner/ Box - 45 linft     | \$1,521.16 |
| Mountain Ledge        |                            |            |
| Pack Flats            | Flat / Pack - 9 sqft       | \$156.98   |
| Pack Corners          | Corner / Pack - 10 linft   | \$245.30   |
| Big Box Flats         | Flat / Box - 110 sqft      | \$1,799.92 |
| Big Box Corners       | Corner/ Box - 100 linft    | \$2,288.16 |
| Mountain Ledge Panels |                            |            |
| Pack Flats            | Flat / Pack - 8 sqft       | \$139.55   |
| Pack Corners          | Corner / Pack - 7 linft    | \$171.70   |
| Big Box Flats         | Flat / Box - 110 sqft      | \$1,636.28 |
| Big Box Corners       | Corner/ Box - 70 linft     | \$1,601.72 |
| RidgeTop18            |                            |            |
| Pack Flats            | Flat / Pack - 9 sqft       | \$205.97   |
| Pack Corners          | Corner / Pack - 5.25 linft | \$206.08   |
| Big Box Flats         | Flat / Box - 40 sqft       | \$785.28   |
| Big Box Corners       | Corner/ Box - 39 linft     | \$1,318.30 |
| River Rock            |                            |            |
| Pack Flats            | Flat / Pack - 10 sqft      | \$139.55   |
| Pack Corners          | Corner / Pack - 8 linft    | \$245.30   |
| Big Box Flats         | Flat / Box - 110 sqft      | \$1,799.92 |
| Big Box Corners       | Corner/ Box - 100 linft    | \$2,288.16 |
| Roughcut              |                            |            |
| Pack Flats            | Flat / Pack - 10 sqft      | \$174.46   |
| Pack Corners          | Corner / Pack - 7 linft    | \$171.70   |
| Big Box Flats         | Flat / Box - 110 sqft      | \$1,799.92 |
| Big Box Corners       | Corner/ Box - 64 linft     | \$1,464.41 |
| Rustic Ledge          |                            |            |
| Pack Flats            | Flat / Pack - 10 sqft      | \$174.46   |
| Pack Corners          | Corner / Pack - 7 linft    | \$171.70   |
| Big Box Flats         | Flat / Box - 110 sqft      | \$1,799.92 |
| Big Box Corners       | Corner/ Box - 64 linft     | \$1,464.41 |

**IXL ELDORADO STONE - cont.**

|                          |                         |            |
|--------------------------|-------------------------|------------|
| Shadow Rock              |                         |            |
| Pack Flats               | Flat / Pack - 9 sqft    | \$156.98   |
| Pack Corners             | Corner / Pack - 7 linft | \$171.70   |
| Big Box Flats            | Flat / Box - 90 sqft    | \$1,472.69 |
| Big Box Corners          | Corner/ Box - 64 linft  | \$1,464.41 |
| SierraCut24              |                         |            |
| Pack Flats               | Flat / Pack - 4 sqft    | \$91.54    |
| Pack Corners             | Corner / Pack - 4 linft | \$157.03   |
| Big Box Flats            | Flat / Box - 40 sqft    | \$785.28   |
| Big Box Corners          | Corner/ Box - 32 linft  | \$1,081.69 |
| Stacked Stone            |                         |            |
| Pack Flats               | Flat / Pack - 11 sqft   | \$191.88   |
| Pack Corners             | Corner / Pack - 8 linft | \$183.08   |
| Big Box Flats            | Flat / Box - 100 sqft   | \$1,636.28 |
| Big Box Corners          | Corner/ Box - 85 linft  | \$2,084.66 |
| Vantage30                |                         |            |
| Pack Flats               | Flat / Pack - 7.5 sqft  | \$171.64   |
| Pack Corners             | Corner / Pack - 4 linft | \$157.03   |
| Big Box Flats            | Flat / Box - 60 sqft    | \$1,177.95 |
| Big Box Corners          | Corner/ Box - 34 linft  | \$1,149.31 |
| Vintage Ranch            |                         |            |
| Pack Flats               | Flat / Pack - 7.5 sqft  | \$171.64   |
| Big Box Flats            | Flat / Box - 81 sqft    | \$1,590.16 |
| Zen24                    |                         |            |
| Pack Flats               | Flat / Pack - 8 sqft    | \$183.08   |
| Pack Corners             | Corner / Pack - 6 linft | \$235.52   |
| Big Box Flats            | Flat / Box - 96 sqft    | \$1,884.62 |
| Big Box Corners          | Corner/ Box - 45 linft  | \$1,521.16 |
| <b>Accessories</b>       |                         |            |
| Archstone                | 13" x 11" x 5.5"        | \$32.72    |
| Keystone ( with return ) | 15" x 8" x 5"           | \$54.57    |
| Head Keystone            | 9.5" x 11.5" x 5"       | \$54.57    |
| Trim Stone               | 5" x 9"                 | \$10.93    |
| Trim Stone               | 6" x 8"                 | \$10.93    |
| Double Electrical Bow    | 8" x 12" x 1.5"         | \$69.81    |
| Double Electrical Bow    | 8" x 8" x 2"            | \$70.96    |
| Single Electrical Bow    | 8" x 8" x 1.5"          | \$72.11    |
| Single Electrical Bow    | 6" x 8" x 2"            | \$73.26    |
| Light Box                | 8" x 10" x 1.75"        | \$74.41    |
| Light Box                | 9.25" x 11" x 1.5"      | \$75.56    |
| Peaked Wall Cap          | 12" x 20"               | \$65.44    |
| Peaked Wall Cap          | 16" x 20"               | \$87.23    |
| Chiseled Edge Wall Cap   | 6" x 37"                | \$65.44    |
| Chiseled Edge Wall Cap   | 9" x 37"                | \$78.55    |
| Chiseled Edge Wall Cap   | 12" x 37"               | \$91.60    |
| Standard Hearthstone     | 20" x 20"               | \$65.44    |
| Straight Wainscot        | 2.5" x 3" x 2" x 19.5"  | \$26.22    |
| Column Cap Chiseled Edge | 24" x 24"               | \$130.87   |
| Column Cap Chiseled Edge | 24" x 30"               | \$157.03   |
| Column Cap Split Edge    | 22" x 22"               | \$283.42   |
| Column Cap Split Edge    | 26" x 26"               | \$294.34   |

**MASONAL STONE Natural Stone Veneer**

| Product                             |  |         |         |
|-------------------------------------|--|---------|---------|
| <b>Rustic Wilderness Collection</b> | Amount/ Box                              | FLATS   | CORNERS |
| Tiger Buff                          | 10 sqft Flats/Box<br>8 Linft Corners/Box | \$20.76 | \$28.00 |
| Tiger Dark                          |  | \$20.41 | \$30.13 |
| Guelpth Buff                        |  | \$19.38 | \$28.00 |
| Brown                               |  | \$19.49 | \$28.29 |
| Olde English                        |  | \$21.91 | \$33.12 |
| Frontenac                           |  | \$23.98 | \$34.79 |
| Cobalt Ashlar                       |  | \$21.62 | \$29.44 |
| Lochdoon Castle                     |  | \$19.26 | \$30.07 |

| <b>MASONAL STONE Natural Stone Veneer - cont.</b>              |  |                    |              |                |
|--|--|--------------------|--------------|----------------|
| <b>Rustic Rubble Collection</b>                                |  |                    |              |                |
| Rubble Buff  | 10 sqft Flats/Box<br>8 Linft Corners/Box | \$18.75            | \$27.89      |                |
| St. Jacobs Country   |  | \$23.52            | \$32.09      |                |
| Olde Quebec  |  | \$17.14            | \$26.57      |                |
| <b>Masonal Granite Series</b>                                  |  |                    |              |                |
| Muskoka Grey Ashler  | 10 sqft Flats/Box<br>8 Linft Corners/Box | \$30.65            | \$51.41      |                |
| Muskoka Granite Ashler   |  |                    |              |                |
| <b>Contemporary Collection</b>                                 |  |                    |              |                |
| Glacier Spring   | 10 sqft Flats/Box<br>8 Linft Corners/Box | \$22.20            | \$38.87      |                |
| Kilkenny Castle  |  | \$22.54            | \$37.15      |                |
| Midnight Granite   |  | \$27.08            | \$43.53      |                |
| Oslo Castle  |  | \$22.37            | \$37.49      |                |
| Scotia Harbour   |  | \$22.54            | \$38.87      |                |
| Dover White  |  | \$25.70            | \$33.06      |                |
| <b>Ledgestone Collection</b>                                   |  |                    |              |                |
| Oxford Ledgestone  | 10 sqft Flats/Box<br>8 Linft Corners/Box | \$24.55            | \$31.80      |                |
| Rosemount Ledgestone   |  | \$22.48            | \$39.91      |                |
| Montrose Grey Ledge  |  | \$25.53            | \$35.94      |                |
| <b>Valley Estate Collection</b>                                |  |                    |              |                |
| Montrose Grey Valley   | 10 sqft Flats/Box<br>8 Linft Corners/Box | \$23.58            | \$33.06      |                |
| Niagara Valley Hand Rocked                                     |  | \$33.12            | \$46.23      |                |
| Niagara Falls  |  | \$27.60            | \$40.31      |                |
| Glasgow Valley   |  | \$24.27            | \$35.65      |                |
| Glasgow Dark   |  | \$24.27            | \$35.65      |                |
| Northern Grey Valley   |  | \$25.76            | \$38.47      |                |
| <b>Glacier Marble Collection</b>                               |  |                    |              |                |
| Windsor Castle   | 10 sqft Flats/Box<br>8 Linft Corners/Box | \$21.28            | \$36.00      |                |
| Rideau Valley (bedface)  |  | \$21.56            | \$31.91      |                |
| Ottawa Valley (Splitface)                                      |  | \$27.83            | \$35.02      |                |
| Glacier Blue   |  | \$23.86            | \$35.71      |                |
| Sapphire Blue  |  | \$22.08            | \$35.71      |                |
| <b>NON STOCKING ITEMS - Please Allow 4 Weeks to Fill Order</b> |  |                    |              |                |
| <b>Rustic Wilderness Collection</b>                            |  | <b>Amount/ Box</b> | <b>FLATS</b> | <b>CORNERS</b> |
| Buckhorn   | 10 sqft Flats/Box<br>8 Linft Corners/Box | \$21.16            | \$29.79      |                |
| Emerald  |  | \$17.83            | \$25.70      |                |
| Olde World Blend   |  | \$21.33            | \$32.26      |                |
| Tiger Dark Lowrise   |  | \$16.62            | \$29.61      |                |
| Provincial Grey  |  | \$21.39            | \$32.32      |                |
| Autumn Blend   |  | \$20.53            | \$28.29      |                |
| <b>Rustic Rubble Collection</b>                                |  |                    |              |                |
| Elora Rubble   | 10 sqft Flats/Box<br>8 Linft Corners/Box | \$23.35            | \$26.91      |                |
| <b>Masonal Granite Series</b>                                  |  |                    |              |                |
| Granite Fieldstone   | 10 sqft Flats/Box<br>8 Linft Corners/Box | \$47.78            | \$43.70      |                |
| Algonquin Blend  |  | \$26.45            | \$41.57      |                |
| River Rock   |  | \$25.76            | \$41.00      |                |
| Muskoka Mixed Ledgerock (Rubble)                               |  | \$21.79            | \$31.57      |                |
| <b>Ledgestone Collection</b>                                   |  |                    |              |                |
| Valhalla   | 10 sqft Flats/Box<br>8 Linft Corners/Box | \$18.92            | \$40.19      |                |
| Modern Ledgestone  |  | \$21.79            | \$39.68      |                |
| Cobalt Ultra   |  | \$26.85            | \$33.47      |                |
| Ocean Ledge (Splitface)  |  | \$28.29            | \$35.02      |                |
| Pacific Pearl (Bedface)  |  | \$25.70            | \$35.08      |                |
| <b>Valley Estate Collection</b>                                |  |                    |              |                |
| Indiana Ashler   | 10 sqft Flats/Box<br>8 Linft Corners/Box | \$27.54            | \$38.81      |                |
| Guelph Valley  |  | \$23.17            | \$36.23      |                |
| Hampshire Spring   |  | \$24.90            | \$33.41      |                |
| Cobalt Valley  |  | \$26.80            | \$33.41      |                |
| London Valley  |  | \$25.76            | \$36.51      |                |
| Vermont Grey   |  | \$24.96            | \$35.19      |                |
| Jasper Lodge   |  | \$25.76            | \$38.47      |                |

| <b>STONEROX</b>  |   |                 |              |
|--|---|-----------------|--------------|
| <b>Product</b>   | <b>Dimension</b>                            | <b>Per Skid</b> | <b>Price</b> |
| <b>Cobble Stone</b>  |   |                 |              |
| Pack Flats   | Flat / Pack - 8 sqft                        |                 | \$121.10     |
| Pack Corners   | Corner / Pack - 7 linft                     |                 | \$145.88     |
| Big Box Flats  | Flat / Box - 100 sqft                       | 100 sqft        | \$1,137.24   |
| Big Box Corners  | Corner / Box - 50 linft                     | 50 linft        | \$774.53     |
| <b>Field Stone</b>   |   |                 |              |
| Pack Flats   | Flat / Pack - 8 sqft                        |                 | \$121.10     |
| Pack Corners   | Corner / Pack - 7 linft                     |                 | \$145.88     |
| Big Box Flats  | Flat / Box - 100 sqft                       | 100 sqft        | \$1,137.24   |
| Big Box Corners  | Corner / Box - 50 linft                     | 50 linft        | \$774.53     |
| <b>River Stone</b>   |   |                 |              |
| Pack Flats   | Flat / Pack - 8 sqft                        |                 | \$121.10     |
| Pack Corners   | Corner / Pack - 7 linft                     |                 | \$145.88     |
| Big Box Flats  | Flat / Box - 100 sqft                       | 100 sqft        | \$1,137.24   |
| Big Box Corners  | Corner / Box - 50 linft                     | 50 linft        | \$774.53     |
| <b>Dry Stack</b>   |   |                 |              |
| Pack Flats   | Flat / Pack - 10 sqft                       |                 | \$151.34     |
| Pack Corners   | Corner / Pack - 7 linft                     |                 | \$145.88     |
| Big Box Flats  | Flat / Box - 100 sqft                       | 100 sqft        | \$1,137.24   |
| Big Box Corners  | Corner / Box - 50 linft                     | 50 linft        | \$774.53     |
| <b>Urban Stack</b>   |   |                 |              |
| Pack Flats   | Flat / Pack - 10 sqft                       |                 | \$151.34     |
| Pack Corners   | Corner / Pack - 7 linft                     |                 | \$145.88     |
| Big Box Flats  | Flat / Box - 100 sqft                       | 100 sqft        | \$1,137.24   |
| Big Box Corners  | Corner / Box - 50 linft                     | 50 linft        | \$774.53     |
| <b>Mountain Ledge</b>  |   |                 |              |
| Pack Flats   | Flat / Pack - 10 sqft                       |                 | \$151.34     |
| Pack Corners   | Corner / Pack - 7 linft                     |                 | \$145.88     |
| Big Box Flats  | Flat / Box - 100 sqft                       | 100 sqft        | \$1,137.24   |
| Big Box Corners  | Corner / Box - 50 linft                     | 50 linft        | \$774.53     |
| <b>Limestone</b>   |   |                 |              |
| Pack Flats   | Flat / Pack - 10 sqft                       |                 | \$151.34     |
| Pack Corners   | Corner / Pack - 7 linft                     |                 | \$145.88     |
| Big Box Flats  | Flat / Box - 100 sqft                       | 100 sqft        | \$1,137.24   |
| Big Box Corners  | Corner / Box - 50 linft                     | 50 linft        | \$774.53     |
| <b>Precision Ledge</b>   |   |                 |              |
| Pack Flats   | Flat / Pack - 8 sqft                        |                 | \$121.10     |
| Pack Flats   | Flat / Box - 100 sqft                       | 100 sqft        | \$1,137.24   |
| Pack Corners   | Corner / Pack - 5 linft = 10 sqft           |                 | \$151.34     |
| Pack Corners   | Corner / Box - 50 linft = 100 sqft          | 100 sqft        | \$1,137.24   |
| <b>**New Colour -ARCTIC FROST - Available in all Styles</b>                            |   | <b>Per Skid</b> |              |
| Pack Flats   | Flat / Pack - 8 sqft                        |                 | \$135.36     |
| Pack Flats   | Flat / Pack - 10 sqft                       |                 | \$169.17     |
| Pack Corners   | Corner / Pack - 7 linft                     |                 | \$158.36     |
| Big Box Corners  | Corner / Box - 50 linft                     | 50 linft        | \$863.65     |
| Big Box Flats & Corners  | Flat & Corner/ Box - 100 sqft               | 100 sqft        | \$1,315.49   |
| <b>Accessories</b>   |   |                 |              |
|  | <b>Product</b>                              |                 | <b>Price</b> |
|  | 24" Rock Face Sill                          | EA              | \$30.99      |
|  | Rock Face Keystone                          |                 | \$19.15      |
|  | Smooth Keystone                             |                 | \$19.15      |
|  | Trim Stone                                  |                 | \$4.89       |
|  | Small Arch Stone                            |                 | \$4.89       |
|  | Medium Arch Stone                           |                 | \$7.07       |
|  | Large Arch Stone                            |                 | \$9.20       |
|  | Hearth Stone                                |                 | \$24.90      |
|  | Single Electrical Outlet Plate              |                 | \$33.58      |
|  | Light Fixture Plate                         |                 | \$33.58      |
|  | DriWall Rain Screen 10mm 48" x 45" 180/Roll | Per Roll        | \$231.55     |
| <b>**New Colour -ARCTIC FROST - Available Add \$ 1.00 for each Accessories Product</b> |   |                 |              |



**STONEROX****Natural Stone Veneer**

| Product               | Dimension              | Per Skid | Price    |
|-----------------------|------------------------|----------|----------|
| Rustic Multi-Coloured |                        |          |          |
| Pack Flats            | Flat / Pack - 5 sqft   | 150 sqft | \$78.89  |
| Pack Corners          | Corner / Pack - 5 sqft | 150 sqft | \$98.67  |
| Spring Wood Black     |                        |          |          |
| Pack Flats            | Flat / Pack - 5 sqft   | 150 sqft | \$78.89  |
| Pack Corners          | Corner / Pack - 5 sqft | 150 sqft | \$98.67  |
| Snow White            |                        |          |          |
| Pack Flats            | Flat / Pack - 6 sqft   | 180 sqft | \$75.33  |
| Pack Corners          | Corner / Pack - 6 sqft | 180 sqft | \$95.45  |
| Greyish Pearl         |                        |          |          |
| Pack Flats            | Flat / Pack - 7 sqft   | 210 sqft | \$79.87  |
| Pack Corners          | Corner / Pack - 7 sqft | 210 sqft | \$101.83 |
| Green Shine           |                        |          |          |
| Pack Flats            | Flat / Pack - 7 sqft   | 210 sqft | \$91.37  |
| Pack Corners          | Corner / Pack - 7 sqft | 210 sqft | \$116.44 |
| Bianco Wood           |                        |          |          |
| Pack Flats            | Flat / Pack - 7 sqft   | 210 sqft | \$120.81 |
| Pack Corners          | Corner / Pack - 7 sqft | 210 sqft | \$147.03 |

**Thin Clay Brick Veneer**


| Product           | Dimension   | /Box   | Price    |
|-------------------|---|--------|----------|
| Calaveras         |   |        |          |
| Standard Flats    | 2 7/16" x 8 1/8" x 5/8" - 8.33 sqft/box           | 50 pcs | \$106.95 |
| Standard Corners  | 2 7/16" x 8 1/8" x 3 7/8" x 5/8" - 6.98 linft/box | 30 pcs | \$197.86 |
| Cumberland        |   |        |          |
| Standard Flats    | 2 7/16" x 8 1/8" x 5/8" - 8.33 sqft/box           | 50 pcs | \$106.95 |
| Standard Corners  | 2 7/16" x 8 1/8" x 3 7/8" x 5/8" - 6.98 linft/box | 30 pcs | \$197.86 |
| Sacramento Rustic |   |        |          |
| Standard Flats    | 2 7/16" x 8 1/8" x 5/8" - 8.33 sqft/box           | 50 pcs | \$106.95 |
| Standard Corners  | 2 7/16" x 8 1/8" x 3 7/8" x 5/8" - 6.98 linft/box | 30 pcs | \$197.86 |
| Embarcadero       |   |        |          |
| Modular Flats     | 2 1/4" x 7 5/8" x 5/8" - 7.14 sqft/box            | 50 pcs | \$98.96  |
| Modular Corners   | 2 1/4" x 7 5/8" x 3 7/8" x 5/8" - 6.52 linft/box  | 30 pcs | \$145.99 |
| Stratford         |   |        |          |
| Modular Flats     | 2 1/4" x 7 5/8" x 5/8" - 7.14 sqft/box            | 50 pcs | \$98.96  |
| Modular Corners   | 2 1/4" x 7 5/8" x 3 7/8" x 5/8" - 6.52 linft/box  | 30 pcs | \$145.99 |
| Chicago Common    |   |        |          |
| Modular Flats     | 2 1/4" x 7 5/8" x 5/8" - 7.14 sqft/box            | 50 pcs | \$98.96  |
| Modular Corners   | 2 1/4" x 7 5/8" x 3 7/8" x 5/8" - 6.52 linft/box  | 30 pcs | \$145.99 |
| Kilburn           |   |        |          |
| Modular Flats     | 2 1/4" x 7 5/8" x 5/8" - 7.14 sqft/box            | 50 pcs | \$98.96  |
| Modular Corners   | 2 1/4" x 7 5/8" x 3 7/8" x 5/8" - 6.52 linft/box  | 30 pcs | \$145.99 |

**SUNNYWEI ELEGANT STONE**

| Product             | Dimension | sqft/Crate | Price   |
|---------------------|-----------|------------|---------|
| <b>Classy Ledge</b> |           |            |         |
| Black Galaxy        | Panel     | 7 sqft/box | \$9.58  |
|                     | Corner    |            | \$10.55 |
| Creamy Crystal      | Panel     | 7 sqft/box | \$9.58  |
|                     | Corner    |            | \$10.55 |
| Egypt Copper        | Panel     | 6 sqft/box | \$6.96  |
|                     | Corner    |            | \$7.92  |
| Wood Grain B        | Panel     | 6 sqft/box | \$8.08  |
|                     | Corner    |            | \$9.04  |
| Sandy White         | Panel     | 6 sqft/box | \$9.26  |
|                     | Corner    |            | \$10.22 |
| Coastal Brown       | Panel     | 6 sqft/box | \$10.59 |
|                     | Corner    |            | \$11.56 |

**SUNNYWEI ELEGANT STONE - cont.**

|                     |        |              |              |         |
|---------------------|--------|--------------|--------------|---------|
| Silver Valley Grey  | Panel  | 6 sqft/box   | 48 box/crate | \$10.59 |
|                     | Corner |              |              | \$11.56 |
| Extra White         | Panel  | 7 sqft/box   | 50 box/crate | \$8.94  |
|                     | Corner |              |              | \$9.90  |
| Sandy Grain         | Panel  | 7 sqft/box   | 36 box/crate | \$10.49 |
|                     | Corner |              |              | \$11.45 |
| Snow Grey           | Panel  | 7 sqft/box   | 50 box/crate | \$9.26  |
|                     | Corner |              |              | \$10.22 |
| Silver Wood         | Panel  | 8 sqft/box   | 36 box/crate | \$11.66 |
|                     | Corner |              |              | \$12.63 |
| Spring Forest       | Panel  | 6 sqft/box   | 36 box/crate | \$12.36 |
|                     | Corner |              |              | \$13.32 |
| Mountain Gray       | Panel  | 8 sqft/box   | 36 box/crate | \$12.36 |
|                     | Corner |              |              | \$13.32 |
| Ivory               | Panel  | 7 sqft/box   | 36 box/crate | \$12.36 |
|                     | Corner |              |              | \$13.32 |
| <b>Elegant</b>      |        |              |              |         |
| Rainy Cloud         | Panel  | 7 sqft/box   | 42 box/crate | \$11.66 |
|                     | Corner |              |              | \$12.63 |
| Silver Wave         | Panel  | 7 sqft/box   | 42 box/crate | \$11.66 |
|                     | Corner |              |              | \$12.63 |
| <b>Elegant Trio</b> |        |              |              |         |
| Extra White BH + MT | Panel  | 7 sqft/box   | 50 box/crate | \$18.14 |
| Rainy Cloud         | Panel  | 8 sqft/box   | 50 box/crate | \$18.14 |
|                     | Corner |              |              | \$18.99 |
| Silver Wave         | Panel  | 8 sqft/box   | 50 box/crate | \$18.14 |
|                     | Corner |              |              | \$18.99 |
| <b>Mosaic</b>       |        |              |              |         |
| Extra White         | Panel  | 10 sqft/box  | 54 box/crate | \$10.43 |
| Snow Gray           | Panel  | 10 sqft/box  | 54 box/crate |         |
| <b>Hybrid</b>       |        |              |              |         |
| Rainy Cloud         | Panel  | 7 sqft/box   | 36 box/crate | \$11.66 |
|                     | Corner |              |              | \$12.63 |
| Extra White         | Panel  | 7 sqft/box   | 50 box/crate | \$10.17 |
|                     | Corner |              |              | \$11.13 |
| <b>Patterned</b>    |        |              |              |         |
| Silver Valley Grey  | Panel  | 5 sqft/box   | 48 box/crate | \$11.24 |
|                     | Corner |              |              | \$12.20 |
| <b>Cemented</b>     |        |              |              |         |
| Antique Beige       | Panel  | 4.8 sqft/box | 36 box/crate | \$17.33 |
|                     | Corner | 3.6 sqft/box |              | \$18.62 |
| Black Castle        | Panel  | 4.8 sqft/box | 36 box/crate | \$17.33 |
|                     | Corner | 3.6 sqft/box |              | \$18.62 |
| Blue Castle         | Panel  | 4.8 sqft/box | 36 box/crate | \$17.33 |
|                     | Corner | 3.6 sqft/box |              | \$18.62 |
| Sandy Beige         | Panel  | 4.8 sqft/box | 36 box/crate | \$17.33 |
|                     | Corner | 3.6 sqft/box |              | \$18.62 |



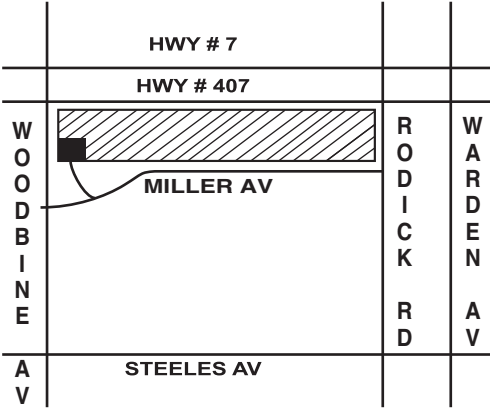


# Beaver Valley Stone 30

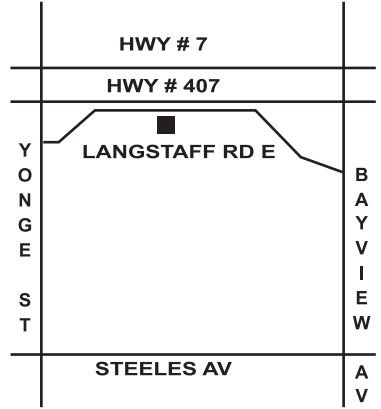
LIMITED

FAMILY OWNED AND OPERATED

SINCE 1989



**Head Office & Yard:**  
 8081 Woodbine Ave., Markham (SE corner 407)  
 Tel: 416-222-2424 • 905-886-5787  
 Fax: 905-886-5795



**Office & Yard:**  
 125 Langstaff Rd. E., Markham  
 (SE corner Yonge/407)

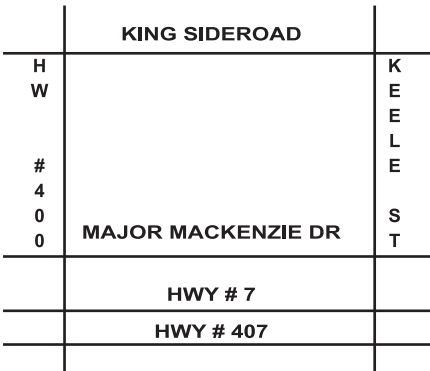
Member:



Canadian  
Home Builders  
Association



**Landscape  
Ontario**



**Manufacturing Plant: 12350 Keele St, Maple**



CANADIAN FEDERATION OF  
INDEPENDENT BUSINESS